



# DALTON-WHITFIELD REGIONAL SOLID WASTE MANAGEMENT AUTHORITY AGENDA

APRIL 19, 2021  
12:00 PM

DALTON CITY HALL -1ST FLOOR, MAYOR & COUNCIL CHAMBERS, 300 WAUGH STREET,  
DALTON, GEORGIA

- I. **OLD BUSINESS**
  - A. **Approval of Minutes – March 15, 2021**
  
- II. **NEW BUSINESS**
  - B. **Financial & Operational Reports**
    - 1. Carl Campbell – Dalton-Whitfield JDA
    - 2. Status of Accounts – March
    - 3. Rainfall Report
    - 4. Scalehouse wait-time complaint
    - 5. Republic Services acquisition of Santek
  
  - C. **Construction / Special Project Report**
    - 1. Methane Gas Project Update
  
  - D. **Recycling / Other Reports**
    - 1. MRF Report – March
    - 2. Target Recycling Program Update
    - 3. Recovered Materials Markets
    - 4. School Recycling Report – March
    - 5. Curbside Recycling Report – City of Dalton – March
    - 6. Convenience Center Recycling
    - 7. Other
  
- III. **Adjourn**

DALTON-WHITFIELD REGIONAL SOLID WASTE MANAGEMENT AUTHORITY  
P.O. BOX 1205 DALTON, GA 30722-1205  
TELEPHONE 706/277-2545 FAX 706/277-2546



## **Dalton-Whitfield Regional Solid Waste Management Authority**

### **MINUTES FROM MEETING HELD March 15, 2021**

Greg Jones called the meeting to order at 12:00 p.m.

Members present – Greg Jones, David Pennington, Jevin Jensen and Mike Babb

Members absent – Tyree Goodlett

Others present are listed below:

Henry Tharpe – Sponcler & Tharpe

Staff – Dirk Verhoeff, Seth Lassitter, Amy Hartline and Donnie Potter

#### **I. OLD BUSINESS**

##### **A. Approval of Minutes – February 15, 2021**

Members received and reviewed written copies of the minutes from the February 15, 2021 meeting. The minutes were approved unanimously as follows:

**MOTION:** Babb

**SECOND:** Jensen

#### **II. NEW BUSINESS**

##### **A. Financial & Operational Reports**

###### **1. Status of Accounts – February**

Dirk Verhoeff reviewed the status of accounts through February 2021. All revenue line items above budget except for Landfill Gas revenues and interest revenues. Landfill fees were slightly below budget. Dirk Verhoeff stated that the presented budget report is on a cash basis and therefore reports only invoices paid as of the date the report was generated. Landfill fees for credit customers are due the 20<sup>th</sup> of each month. Major expenses for the landfill operations budget were utilities due to a major water leak on a four inch line, legal fees, equipment purchases and gas & oil.

###### **2. Rainfall Report**

Dirk Verhoeff reviewed the rainfall data through March 12<sup>th</sup>. Dirk reported that rainfall has been below normal through February.

###### **3. Employee Lease Agreement – City of Dalton**

Dirk Verhoeff and Henry Tharpe presented a revised employee lease agreement with the City of Dalton.

A motion was made, and approved unanimously, to accept the agreement as follows:

**MOTION:** Babb  
**SECOND:** Pennington

**B. Construction / Special Project Report**

1. Methane Gas Project Update

Seth Lassitter reviewed the 13-month summary of the end user's usage of landfill gas through the month of February. NYMEX futures have increased from \$2.760 per MMBTU in February to \$2.854 per MMBTU for March. Once again, the Authority was not able to provide the minimum take-or-pay quantity of 9720 MMBTU. Therefore, Trinseo only paid for the LFG they used. Seth briefed the Board on some operational issues with the newly installed 200 hp compressor. Mike Babb asked if there was a warranty which Dirk Verhoeff replied that the one-year warranty has expired. Seth also informed the Board that the one circuit on the glycol chiller has failed resulting in two lost compressors.

**C. Recycling / Other Reports**

The board reviewed the following reports and heard highlights from each.

2. MRF Report – February 2021
3. Target Recycling Program Update
4. Recovered Materials Markets
5. School Recycling Report - February
6. Curbside Recycling Report – City of Dalton – February
7. Convenience Center Recycling

There was some discussion about the tire and scrap issue located at the entrance of the MLK JR convenience center. Henry Tharpe notified the Board that the property owner was arrested and pled guilty to the zoning violation and was given 90 days to clean up the mess. Also, Whitfield County will have some one check on his progress regularly. The Authority will work with Whitfield County Public Works and Dalton Public Works to assist in the cleanup should the property owner not clean up.

**D. Adjourn from Regular Meeting**

The Authority adjourned from their regular on the following motion:

**MOTION:** Pennington  
**SECOND:** Babb

The Authority adjourned unanimously.

---

Tyree Goodlett, Chairman

---

Dirk Verhoeff, Secretary/Treasurer

---

Recorded & Approved

04/15/2021 15:50  
6281broc

The City of Dalton  
YEAR-TO-DATE BUDGET REPORT

P 1  
glytdbud

FOR 2021 03

ACCOUNTS FOR: 0050	LANDFILL-ENTERPRISE FUND	ORIGINAL APPROP	REVISED BUDGET	YTD ACTUAL	MTD ACTUAL	ENCUMBRANCES	AVAILABLE BUDGET	PCT USED
<b>500001 REVENUES</b>								
500001	331125 GRANTS	0	0	-24,698.76	-24,698.76	.00	24,698.76	100.0%
500001	344200 MRF REVENUES	-200,000	-200,000	-71,261.20	-23,068.95	.00	-128,738.80	35.6%*
500001	344250 RECYCLING REVENUE	-15,000	-15,000	-12,576.68	-6,337.37	.00	-2,423.32	83.8%*
500001	344300 LFG REVENUE	-140,000	-140,000	-16,850.99	-7,432.39	.00	-123,149.01	12.0%*
500001	344400 LANDFILL FEES	-8,000,000	-8,000,000	-1,795,656.90	-628,732.17	.00	-6,204,343.10	22.4%*
500001	347499 CASH (OVER) SHORT	0	0	.48	.48	.00	-.48	100.0%*
500001	361100 INTEREST EARNED	-195,000	-195,000	-10,029.77	-3,710.60	.00	-184,970.23	5.1%*
500001	369100 MISCELLANEOUS REVENUE	-20,000	-20,000	-6,477.89	-1,034.23	.00	-13,522.11	32.4%*
<b>TOTAL REVENUES</b>		<b>-8,570,000</b>	<b>-8,570,000</b>	<b>-1,937,551.71</b>	<b>-695,013.99</b>	<b>.00</b>	<b>-6,632,448.29</b>	<b>22.6%</b>

04/15/2021 15:50  
6281broc

The City of Dalton  
YEAR-TO-DATE BUDGET REPORT

P 2  
glytdbud

FOR 2021 03

ACCOUNTS FOR: 0050	LANDFILL-ENTERPRISE FUND	ORIGINAL APPROP	REVISED BUDGET	YTD ACTUAL	MTD ACTUAL	ENCUMBRANCES	AVAILABLE BUDGET	PCT USED
<b>504210 LANDFILL DEVELOPMENT</b>								
504210	000360	LEGAL FEES	2,000	2,000	.00	.00	2,000.00	.0%
504210	000610	ENGINEERING	150,000	150,000	14,173.53	1,323.50	135,826.47	9.4%
504210	000660	CELL CONSTRUCTION	27,000	27,000	.00	.00	27,000.00	.0%
504210	000790	LEACHATE PRE-TREATME	25,000	25,000	.00	.00	25,000.00	.0%
504210	000830	MAINTENANCE FACILITY	30,000	30,000	.00	.00	30,000.00	.0%
504210	000980	CONTINGENT	10,000	10,000	.00	.00	10,000.00	.0%
504210	001110	CLEARING/GRUBBING	5,000	5,000	.00	.00	5,000.00	.0%
<b>TOTAL LANDFILL DEVELOPMENT</b>			<b>249,000</b>	<b>249,000</b>	<b>14,173.53</b>	<b>1,323.50</b>	<b>234,826.47</b>	<b>5.7%</b>

04/15/2021 15:50  
6281broc

The City of Dalton  
YEAR-TO-DATE BUDGET REPORT

P 3  
glytdbud

FOR 2021 03

ACCOUNTS FOR: 0050	LANDFILL-ENTERPRISE FUND	ORIGINAL APPROP	REVISED BUDGET	YTD ACTUAL	MTD ACTUAL	ENCUMBRANCES	AVAILABLE BUDGET	PCT USED	
<b>504240 LANDFILL OPERATION</b>									
504240	000010	SALARIES-REGULAR	1,881,004	1,881,004	356,299.15	125,398.09	.00	1,524,704.85	18.9%
504240	000011	SALARIES OVERTIME	267,934	267,934	53,984.04	18,762.31	.00	213,949.96	20.1%
504240	000012	SALARIES-PART TIME	42,000	42,000	6,636.99	3,155.73	.00	35,363.01	15.8%
504240	000016	SALARY - BONUS	0	0	3,000.00	3,000.00	.00	-3,000.00	100.0%*
504240	000020	FICA	167,542	167,542	31,786.99	10,656.50	.00	135,755.01	19.0%
504240	000030	PENSION	172,294	172,294	12,517.66	4,202.93	.00	159,776.34	7.3%
504240	000032	PENSION - DB PLAN	217,959	217,959	49,653.75	16,659.11	.00	168,305.25	22.8%*
504240	000040	HOSPITALIZATION INSU	362,000	362,000	80,268.26	27,283.59	.00	281,731.74	22.2%
504240	000042	HOSP INS-RETIREE	12,515	12,515	.00	.00	.00	12,515.00	.0%
504240	000045	EE LIFE & DISABILITY	11,800	11,800	2,492.53	837.84	.00	9,307.47	21.1%
504240	000050	GENERAL INSURANCE	78,014	78,014	.00	.00	.00	78,014.00	.0%
504240	000060	WORKER COMPENSATION	50,000	50,000	7,551.93	2,517.31	.00	42,448.07	15.1%
504240	000065	UNEMPLOYMENT COMPENS	5,000	5,000	.00	.00	.00	5,000.00	.0%
504240	000070	ADVERTISING	2,000	2,000	794.00	.00	.00	1,206.00	39.7%
504240	000110	TELEPHONE	29,000	29,000	5,388.93	1,851.13	892.85	22,718.22	21.7%
504240	000120	SAFETY PROGRAMS	18,000	18,000	1,148.00	288.00	.00	16,852.00	6.4%
504240	000190	REGULAR AUDIT	40,000	40,000	2,650.00	1,550.00	.00	37,350.00	6.6%
504240	000205	DALTON ALLOCATION	54,470	54,470	13,623.00	4,541.00	.00	40,847.00	25.0%
504240	000330	UTILITIES	78,150	78,150	26,069.65	13,122.36	.00	52,080.35	33.4%
504240	000350	BUILDING MAINTENANCE	45,000	45,000	.00	.00	.00	45,000.00	.0%
504240	000360	LEGAL FEES	116,000	116,000	18,892.92	4,506.00	.00	97,107.08	16.3%
504240	000390	EQUIPMENT PURCHASES	1,226,500	1,226,500	12,400.00	.00	.00	1,214,100.00	1.0%
504240	000400	EQUIPMENT MAINT & RE	60,500	60,500	8,446.55	2,257.20	127.45	51,926.00	14.2%
504240	000402	REPAIRS - TIRES	15,000	15,000	2,987.55	2,397.75	153.45	11,859.00	20.9%
504240	000404	REPAIRS - LT EQUIPME	3,000	3,000	112.50	.00	.00	2,887.50	3.8%
504240	000410	GAS & OIL	375,000	375,000	75,178.91	43,099.96	.00	299,821.09	20.0%
504240	000440	SUPPLIES	11,000	11,000	2,301.40	1,102.97	80.65	8,617.95	21.7%
504240	000460	UNIFORMS	25,000	25,000	3,328.97	1,275.32	811.32	20,859.71	16.6%
504240	000580	LEASE - RENTAL	10,000	10,000	.00	.00	.00	10,000.00	.0%
504240	000590	PARTS	190,000	190,000	31,022.46	16,421.34	3,204.03	155,773.51	18.0%
504240	000592	TIRE PURCHASES	38,000	38,000	5,833.79	3,342.87	138.00	32,028.21	15.7%
504240	000594	PURCHASES - LT EQUIP	14,165	14,165	540.03	72.73	.00	13,624.97	3.8%
504240	000610	ENGINEERING	80,000	80,000	4,083.80	.00	653.28	75,262.92	5.9%
504240	000760	MATERIALS/CONTRACTS	200,000	200,000	25,232.25	11,751.00	961.61	173,806.14	13.1%
504240	000770	BRUSH GRINDING	120,000	120,000	.00	.00	.00	120,000.00	.0%
504240	000780	INMATE CONTRACTS	84,000	84,000	13,676.45	6,534.24	.00	70,323.55	16.3%
504240	000980	CONTINGENT	100,000	100,000	.00	.00	.00	100,000.00	.0%
504240	001010	OFFICE SUPPLIES	8,810	8,810	2,094.96	934.03	108.98	6,606.06	25.0%
504240	001415	CREDIT CARD & BANK F	11,000	11,000	1,905.61	.00	.00	9,094.39	17.3%
504240	001590	GEORGIA SUPERFUND EX	175,000	175,000	.00	.00	.00	175,000.00	.0%

04/15/2021 15:50  
6281broc

The City of Dalton  
YEAR-TO-DATE BUDGET REPORT

P 4  
glytdbud

FOR 2021 03

ACCOUNTS FOR: 0050	LANDFILL-ENTERPRISE FUND	ORIGINAL APPROP	REVISED BUDGET	YTD ACTUAL	MTD ACTUAL	ENCUMBRANCES	AVAILABLE BUDGET	PCT USED
504240	001620	2,500	2,500	.00	.00	.00	2,500.00	.0%
504240	001690	70,000	70,000	.00	.00	.00	70,000.00	.0%
504240	001740	74,500	74,500	21,595.33	1,745.07	929.44	51,975.23	30.2%
504240	001742	30,000	30,000	1,325.74	207.95	.00	28,674.26	4.4%
504240	001750	30,000	30,000	5,928.00	1,976.00	.00	24,072.00	19.8%
504240	001900	80,000	80,000	20,494.28	6,582.67	.00	59,505.72	25.6%
504240	001990	5,000	5,000	.00	.00	.00	5,000.00	.0%
504240	039980	30,000	30,000	22,284.34	539.78	.00	7,715.66	74.3%
TOTAL LANDFILL OPERATION		6,719,657	6,719,657	933,530.72	338,572.78	8,061.06	5,778,065.22	14.0%

04/15/2021 15:50  
6281broc

The City of Dalton  
YEAR-TO-DATE BUDGET REPORT

P 5  
glytdbud

FOR 2021 03

ACCOUNTS FOR:	ORIGINAL APPROP	REVISED BUDGET	YTD ACTUAL	MTD ACTUAL	ENCUMBRANCES	AVAILABLE BUDGET	PCT USED
0050 LANDFILL-ENTERPRISE FUND							
<b>504260 METHANE GAS OPERATIONS</b>							
504260 000010 SALARIES-REGULAR	3,500	3,500	.00	.00	.00	3,500.00	.0%
504260 000020 FICA	300	300	.00	.00	.00	300.00	.0%
504260 000030 PENSION	300	300	.00	.00	.00	300.00	.0%
504260 000032 PENSION - DB PLAN	1,100	1,100	.00	.00	.00	1,100.00	.0%
504260 000040 HOSPITALIZATION INSU	1,400	1,400	.00	.00	.00	1,400.00	.0%
504260 000050 GENERAL INSURANCE	35,750	35,750	.00	.00	.00	35,750.00	.0%
504260 000060 WORKER COMPENSATION	3,500	3,500	.00	.00	.00	3,500.00	.0%
504260 000330 UTILITIES	60,000	60,000	12,113.08	4,413.76	.00	47,886.92	20.2%
504260 000360 LEGAL FEES	3,500	3,500	.00	.00	.00	3,500.00	.0%
504260 000580 LEASE - RENTAL	2,000	2,000	.00	.00	.00	2,000.00	.0%
504260 000610 ENGINEERING	7,500	7,500	1,400.00	700.00	.00	6,100.00	18.7%
504260 000625 TREATMENT EQUIP MAIN	30,000	30,000	542.65	.00	.00	29,457.35	1.8%
504260 000630 GHG OFFSETS (CALIBRA	13,000	13,000	6,468.08	4,441.17	.00	6,531.92	49.8%
504260 000645 GAS COLLECT SYS MNT	20,000	20,000	64.00	.00	.00	19,936.00	.3%
504260 000760 MATERIALS/CONTRACTS	5,000	5,000	1,403.23	758.49	.00	3,596.77	28.1%
504260 000980 CONTINGENT	10,000	10,000	.00	.00	.00	10,000.00	.0%
<b>TOTAL METHANE GAS OPERATIONS</b>	<b>196,850</b>	<b>196,850</b>	<b>21,991.04</b>	<b>10,313.42</b>	<b>.00</b>	<b>174,858.96</b>	<b>11.2%</b>



04/15/2021 15:50  
 6281broc

**The City of Dalton**  
**YEAR-TO-DATE BUDGET REPORT**

 P 6  
 glytdbud

FOR 2021 03

ACCOUNTS FOR:	ORIGINAL	REVISED	YTD ACTUAL	MTD ACTUAL	ENCUMBRANCES	AVAILABLE	PCT
0050 LANDFILL-ENTERPRISE FUND	APPROP	BUDGET				BUDGET	USED
<b>504290 LANDFILL CLOSURE</b>							
504290 000010 SALARIES-REGULAR	25,500	25,500	.00	.00	.00	25,500.00	.0%
504290 000020 FICA	1,950	1,950	.00	.00	.00	1,950.00	.0%
504290 000030 PENSION	3,650	3,650	.00	.00	.00	3,650.00	.0%
504290 000032 PENSION - DB PLAN	700	700	.00	.00	.00	700.00	.0%
504290 000040 HOSPITALIZATION INSU	500	500	.00	.00	.00	500.00	.0%
504290 000570 SEDIMENTATION/EROSIO	5,000	5,000	.00	.00	.00	5,000.00	.0%
504290 000610 ENGINEERING	15,000	15,000	.00	.00	.00	15,000.00	.0%
504290 000880 GROUNDWATER MONITORI	45,000	45,000	.00	.00	.00	45,000.00	.0%
504290 001520 VEG MAINTENANCE	5,000	5,000	.00	.00	.00	5,000.00	.0%
504290 001530 CAP MAINTENANCE	10,000	10,000	.00	.00	.00	10,000.00	.0%
504290 001545 METHANE - O & M	10,000	10,000	502.00	170.00	.00	9,498.00	5.0%
504290 001560 ROAD UPKEEP/REPAIRS	5,000	5,000	.00	.00	.00	5,000.00	.0%
<b>TOTAL LANDFILL CLOSURE</b>	<b>127,300</b>	<b>127,300</b>	<b>502.00</b>	<b>170.00</b>	<b>.00</b>	<b>126,798.00</b>	<b>.4%</b>
<b>TOTAL LANDFILL-ENTERPRISE FUND</b>	<b>-1,277,193</b>	<b>-1,277,193</b>	<b>-967,354.42</b>	<b>-344,634.29</b>	<b>8,061.06</b>	<b>-317,899.64</b>	<b>75.1%</b>
TOTAL REVENUES	-8,570,000	-8,570,000	-1,937,551.71	-695,013.99	.00	-6,632,448.29	
TOTAL EXPENSES	7,292,807	7,292,807	970,197.29	350,379.70	8,061.06	6,314,548.65	

Monthly Rainfall 2021  
Old Dixie Hwy MSWL

Date	January	February	March	April	May	June	July	August	September	October	November	December
1	0.55	0.02	0.87									
2												
3												
4												
5		0.13										
6		0.16										
7	0.34	0.25										
8	0.10											
9		0.01		0.55								
10				0.34								
11	0.22	0.61										
12	0.01	0.21										
13		0.62										
14				0.02								
15		0.42	0.13	0.01								
16			1.56									
17		0.15	1.37									
18		0.88	1.13									
19												
20												
21	0.28											
22		0.24										
23			0.02									
24												
25	0.99		4.29									
26	0.17	0.73										
27	0.02	0.02										
28		0.17	0.60									
29												
30												
31	0.55		2.29									
<b>Total</b>	<b>3.23</b>	<b>4.62</b>	<b>12.26</b>	<b>0.92</b>	<b>0.00</b>	<b>0.00</b>	<b>0.00</b>	<b>0.00</b>	<b>0.00</b>	<b>0.00</b>	<b>0.00</b>	<b>0.00</b>
<i>Normal</i>	5.86	4.93	6.34	4.30	4.28	4.38	4.76	3.65	5.00	3.31	4.79	4.92
<b>% of Normal</b>	<b>55%</b>	<b>94%</b>	<b>193%</b>	<b>21%</b>	<b>0%</b>	<b>0%</b>	<b>0%</b>	<b>0%</b>	<b>0%</b>	<b>0%</b>	<b>0%</b>	<b>0%</b>
<b>YTD</b>	<b>3.23</b>	<b>7.85</b>	<b>20.11</b>	<b>21.03</b>	<b>21.03</b>	<b>21.03</b>	<b>21.03</b>	<b>21.03</b>	<b>21.03</b>	<b>21.03</b>	<b>21.03</b>	<b>21.03</b>
<i>YTD Normal</i>	5.86	10.79	17.13	21.43	25.71	30.09	34.85	38.50	43.50	46.81	51.60	56.52
<b>% of Normal</b>	<b>55%</b>	<b>73%</b>	<b>117%</b>	<b>98%</b>	<b>82%</b>	<b>70%</b>	<b>60%</b>	<b>55%</b>	<b>48%</b>	<b>45%</b>	<b>41%</b>	<b>37%</b>

**Old Dixie Hwy. Scale Transactions 2021**

	<b>Avg/Day</b>	<b>Total</b>	<b>% of Transactions</b>
<b>ALL</b>	<b>328.9</b>	<b>18842</b>	
Alpha	30.4	2673	14%
Santek	50.6	4456	24%
Republic	19.2	1404	7%
DPW	7.5	540	3%
Cash/CC	114.8	4799	25%
			74%

NOTE: 2021 (through 4-14-21)

# CompuWeigh

COMPUTERIZED WEIGHING SYSTEMS

## OTP-4800 Outdoor Ticket Printer



OTP-4800 shown with optional SmartTalk VI Intercom and SmartGuard Hood

### Reduce traffic congestion and keep drivers in their trucks

OTP-4800 outdoor thermal printers are designed to increase truck processing and streamline the flow of truck traffic, especially during peak hours of operation. In less than four seconds, drivers can collect their tickets without having to leave their truck. This eliminates the need for drivers to come into your office to get their tickets and discuss "world politics" which improves operational efficiency and safety.

OTP-4800 printers are weather tight, durable and built like a tank to withstand the rugged environment of truck scale applications. Features include an industrial strength NEMA 4X aluminum enclosure with outdoor rated polyester paint, R-3 insulation and adjustable controls for humidity and temperature to maintain proper environment for year-round operation. The rugged paper slide mechanism holds 6,000 tickets on (1) 12" diameter roll of paper. 8" rolls are also available.

### The most advanced and reliable ticket printer available!

- Keeps drivers in their trucks increasing throughput
- True graphical printing capability
- Prints 8½" tickets in under four seconds
- 6,000 tickets per 12" diameter roll of paper
- Driver can reprint additional tickets on his own (features Driver Re-Print Button)
- Shielded dispenser protects tickets from wind and rain
- *Smart Device* interface allows for real-time diagnostics and performance monitoring
- Optional noise cancelling intercom system



Driver taking his ticket

## Smart Device System Monitoring

The new OTP-4800 features the ability to remotely configure and set up the printer via the web.

System continually monitors and reports information such as internal temperature, humidistat/heater status, number of tickets printed and paper status (i.e. paper low, number of tickets left on roll, etc.)

## Optional SmartTalk VI



SmartTalk VI is an innovative communication system that provides clear audio and video communications between drivers and the scale/probe attendant using VOIP technology. Its unique noise cancellation device filters out the majority of truck background noise

so both parties can hear each other loud and clear. SmartTalk VI also includes a mini-web camera, which provides live streaming video of the driver to the Master Control Station located inside of the office, as well as provides the capability (when running iGMS) to capture an image of the driver and save it with the scale ticket transaction record.

## OTP-4800 Specifications

Technology	Direct Thermal Printing with <b>Smart Device</b> enabled controller
Enclosure	All lightweight aluminum Industrial NEMA 4X type enclosure with R-3 Insulation, anodized aluminum front panel with ceramic insulation, door activated LED light
Driver Reprint Button	Instantly prints additional tickets
Ticket Enclosure	See-through ticket dispenser and collector protects ticket from wind and rain
LCD Display	4-line monochrome high-contrast backlit LCD display
Ticket Width: 8" & 12" Diam. Roll	8.5" full printable width
Ticket Length: 8" & 12" Diam. Roll	Any length depending on ticket format
Tickets Per Roll (based on ticket size of 8-1/2" W x 5-1/2" L)	12" diam. roll provides 6,000 tickets. 8" diam. roll provides 2,500 tickets.
Ticket Print Speed	Less than 4 seconds per ticket
Paper Loading	Easy load slide device with low paper sensor
Print Drivers	Windows® 32 & 64 Bit Driver for integration to any 3rd party scale system
Temperature - Operating Range	-20F to 160F (-29C to +70C)
Heater	150 watt with hydrostat controller to control heat and humidity
Weight	67 lbs. + 32 lbs. with 12" paper roll
Dimensions	20" W x 21" H x 16" D
Power	120 VAC ±5% @15 AMPS
Communications	TCP/IP up to 300' (wireless option available)

## Sample 8-1/2" x 5-1/2" Ticket

<b>EEC</b> Exciting Energy Corporation	Exciting Energy 83427 North Main Street Central City, NE 68826 Phone: (203) 262-9400	INBOUND TICKET #: 000020 TRUCK ID: WHITE 78 IH P.O.#:
DATE: <u>1/13/2015 10:52 AM</u>	COMMODITY: <u>YELLOW CORN</u>	
PRODUCER: <u>CHAMPION FARMS INC</u>	TRUCKING CO: <u>ARMSTRONG TRUCKING</u>	
DRIVER'S NAME: <u>TONY PETERSON</u>	TRAILER LICENSE #: <u>XIG2458</u>	
GROSS: <u>79,860</u> 10:45 AM	Test Weight <u>56.0</u> Damaged <u>1.3</u>	
TARE: <u>26,280</u> 10:52 AM	Moisture <u>14.8</u> Heat Damaged <u>0.2</u>	
NET: <u>53,580</u>	Broken Corn <u>1.1</u>	
REASON FOR REJECTION: _____		
I CERTIFY THAT TO THE BEST OF MY ABILITY THE WEIGHT ABOVE IS CORRECT.		
<u>Dane Smith</u> LICENSED WEIGHMASTER		

**CompuWeigh**  
COMPUTERIZED WEIGHING SYSTEMS

Tel. 203-262-9400  
Fax 203-262-9488  
www.compuweigh.com

# DOJ requires Republic to divest assets to proceed with Santek acquisition

The DOJ said that without the divestiture, the proposed acquisition would lessen competition in six local markets across the Southeast.

April 5, 2021

[Posted by Adam Redling](#)  
[Legislation and regulations Hauling](#)

The [U.S. Department of Justice](#) announced March 31 that [Republic Services Inc.](#), Phoenix, will be required to divest waste collection and disposal assets in five states in order to proceed with its acquisition of [Santek Waste Services LLC](#), Cleveland, Tennessee. The department says that without the divestiture, the proposed acquisition would substantially lessen competition for small container commercial waste collection and municipal solid waste disposal services in six local markets across the southeastern United States.

The department's Antitrust Division—along with the Alabama Attorney General—filed a civil antitrust lawsuit in the U.S. District Court for the District of Columbia to block the proposed transaction. At the same time, the department filed a proposed settlement that, if approved by the court, would resolve the competitive harm alleged in the department's complaint.

“The waste collection and disposal services provided by Republic and Santek are essential services for businesses, municipalities and towns,” DOJ Antitrust Division Acting Assistant Attorney General Richard A. Powers says in a written statement. “Today's settlement, which requires Republic and Santek to divest numerous facilities and assets in five states, will ensure that these customers continue to benefit from competition for these critical services.”

According to the complaint, Republic and Santek provide small container commercial waste collection and municipal solid waste disposal services. In each of the local markets alleged in the complaint, Republic and Santek compete against each other and are two of only a few significant providers of one or both of these essential services. The combination of the two companies would eliminate head-to-head competition between them and threaten the lower prices and better service that customers have realized from that competition, the DOJ notes in the statement.

The complaint further alleges that, in the Chattanooga, Tennessee, and northern Georgia area, the proposed acquisition would limit the ability of collection rivals to compete with the merged company's collection operations. The combination of these two vertically integrated companies that are both strong in collection and disposal in this market would give the merged company an increased incentive and ability to weaken its collection competitors by raising the price of disposal, a key input for collection services. With limited alternative disposal options left in the market, collection rivals would have to incur higher disposal costs or cease their operations, thereby reducing competition in the collection market.

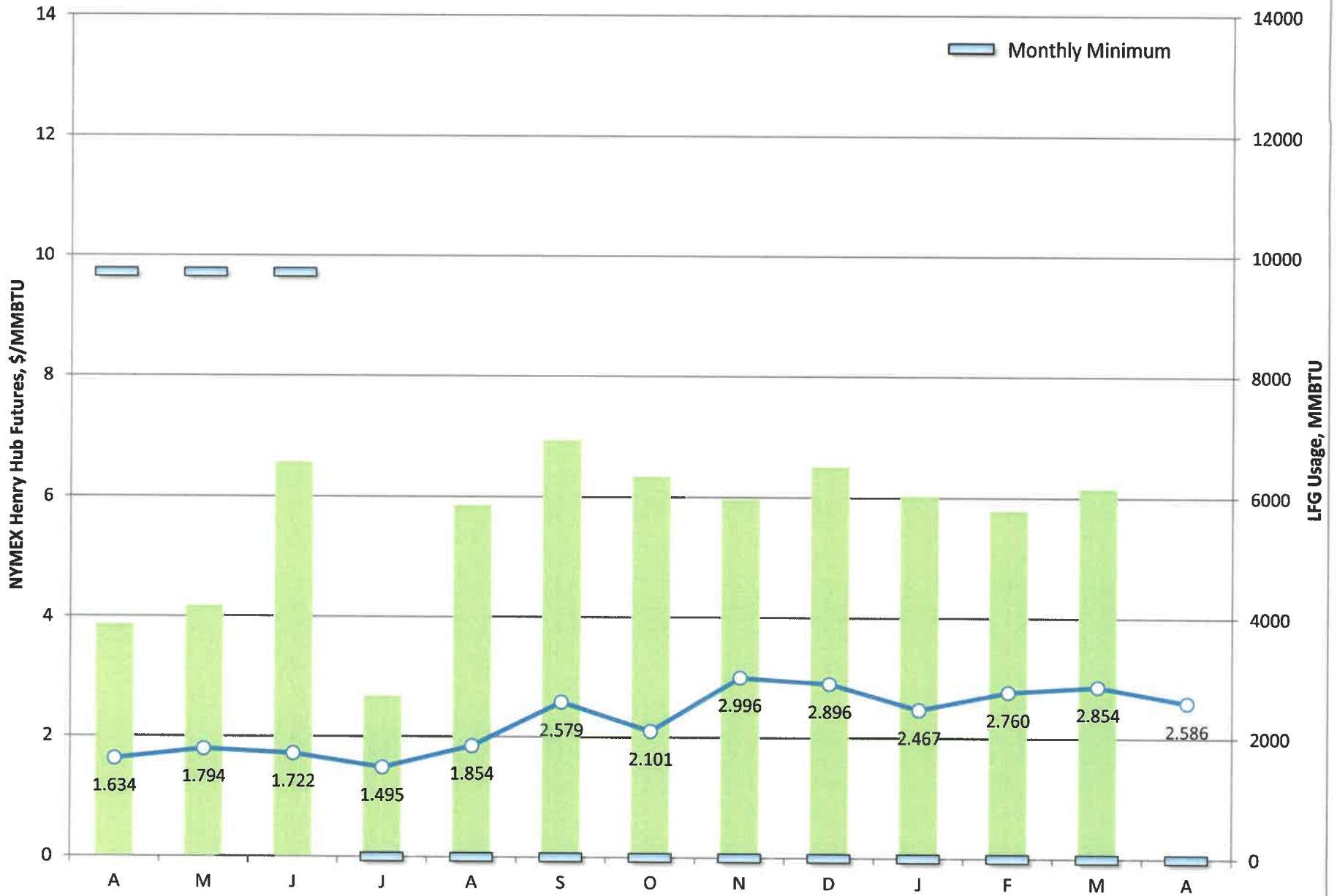
Under the terms of the proposed settlement, Republic and Santek must divest landfills, transfer stations, hauling locations, and waste collection routes in Alabama, Georgia, Tennessee and Mississippi to New York City-based [Kinderhook Industries LLC](#), or to an alternate acquirer approved by the United States. Kinderhook is a private investment firm whose portfolio companies include [Capital Waste Services LLC](#), Columbia, South Carolina, and EcoSouth Services of Mobile LLC, Axis, Alabama.

The proposed settlement also requires that Republic and Santek divest waste collection routes and associated assets in Texas to [Waste Connections Inc.](#), Ontario, or to an alternate acquirer approved by the United States. WCN is a provider of small container commercial waste collection and municipal solid waste disposal services in local markets in Canada and the United States.

Republic generated total revenues of approximately \$10.2 billion in 2020.

Santek generated total revenues of approximately \$140 million in 2019, the last year for which information is publicly available.

# Trinseo (Styron/Dow) LFG Usage and NYMEX Futures





**Material Recovery Facility  
Monthly Revenues / Expenditures  
March-21**

**MRF Revenues**

	Loads				
User Fees	434	1727.12 tons	\$	62,127.51	
OCC	8	183.15 tons	\$	18,315.00	
Mixed Paper	2	43.90 tons	\$	1,756.00	
Aluminum	0	0.00 tons	\$	-	
Bi-metal	0	0.00 tons	\$	-	
Glass	0	0.00 tons	\$	-	
#1 PET	1	22.33 tons	\$	5,135.90	
HDPE	0	0.00 tons	\$	-	
PP Carpet	0	0.00 tons	\$	-	Sale Loads 11
N 6 Carpet	0	0.00 tons	\$	-	Sale Tons 249.38
N 66 Carpet	0	0.00 tons	\$	-	Sale Dollars \$ 25,206.90
Carpet Pad / Cusl	0	0.00 tons	\$	-	
Mixed Carpet	0	0.00 tons	\$	-	
Mixed Plastic 1-7	0	0.00 tons	\$	-	

**Revenues \$ 87,334.41**

**MRF Expenses**

<b>Labor</b>	Wages & Benefits		\$	23,426.77	
	Temp Labor		\$	2,724.02	
	Inmate Labor		\$	5,348.25	Labor \$ 31,499.04
<b>Fixed</b>	Electric		\$	2,311.31	
	Security System		\$	103.70	
	Propane		\$	-	
	Insurance - Average		\$	153.50	
	Water		\$	53.01	
	Telephone		\$	175.46	
	Cell		\$	59.24	
					Fixed \$ 2,856.22
<b>City Curbside</b>	Revenue Sharing	80	90.27 tons @	\$ 30.00 ton	Curbside \$ 2,708.10
<b>Supplies</b>	Baling Wire		441 Bales @	\$ 2.00 bale	\$ 882.00
	<i>Supplies</i>			\$ -	\$ -
<b>Recycling Pulls</b>	Internal Rolloff		49 pulls @	\$ 110.00 ea	\$ 5,390.00
<b>Glass Transportation</b>			0 pulls @	\$ 325.00 ea	\$ -
<b>Electronics Recycling</b>					\$ -
<b>Vehicle</b>	Fuel and Lube				\$ 2,050.00
<b>Balefill/Disposal</b>	D-W to Bale Fill	2	4.00 tons @	\$ 21.75	\$ 87.00
	D-Bale (others)	74	1011.65 tons @	\$ 21.75	\$ 22,003.39
	Residual Waste	1	2.43 tons @	\$ 22.75	\$ 55.28
	MRF--Landfill	17	215.12 tons @	\$ 22.75	\$ 4,893.98
<b>Repair/Maintenance</b>			2% of Annual Cost		\$ 1,307.87
	<i>Repairs/Maint</i>				\$ 1,307.87

**NON Cash Expenses**

<b>Baler Depreciation</b>	\$	2,353.70
<b>Building Depreciation</b>	\$	6,119.46
	\$	8,473.16

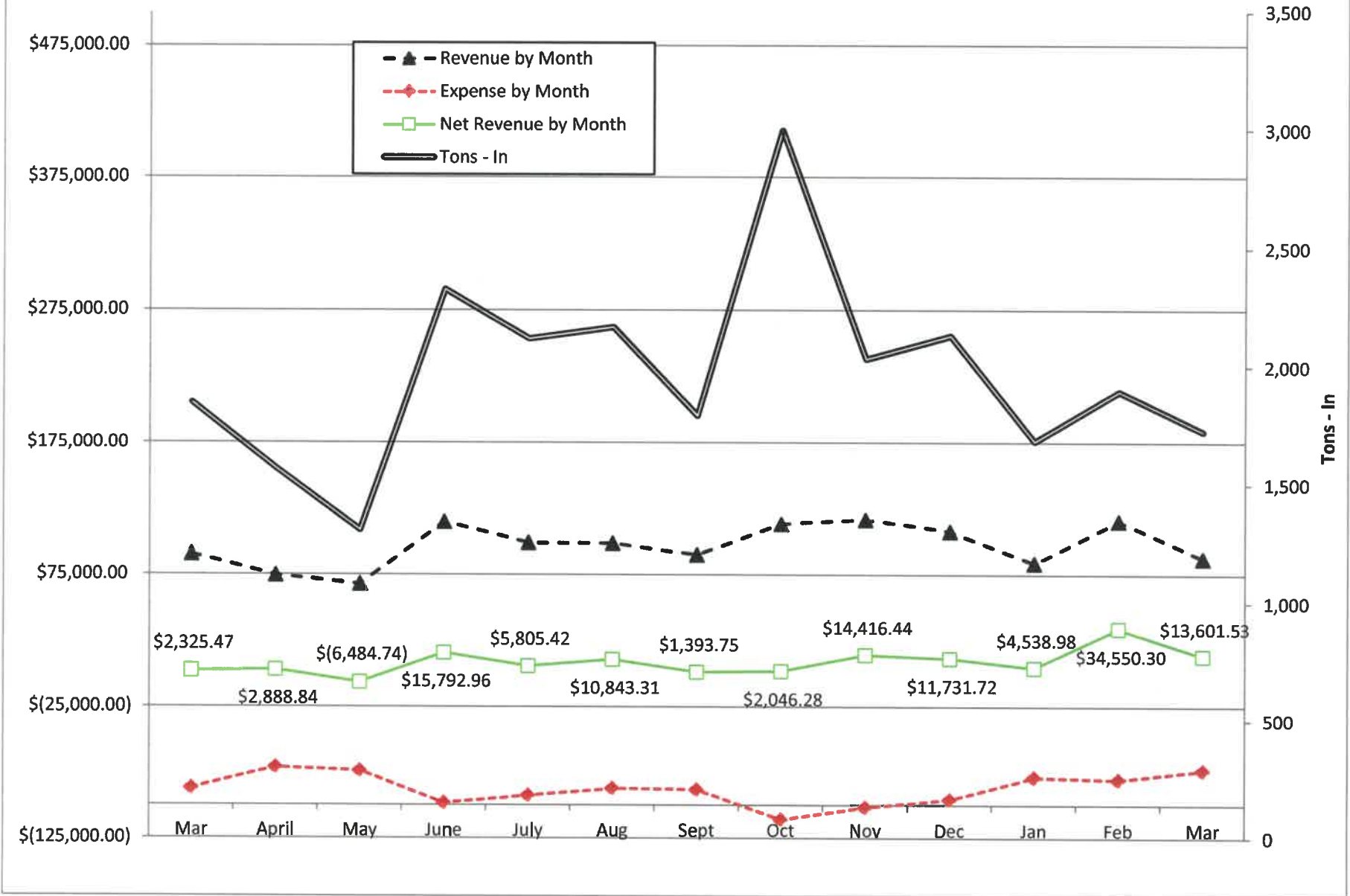
**Expenses \$ 73,732.88**

**NOTES**

Avoided Disposal Fees	\$	18,398.52
Saved Airspace		790.27 cy

<b>Total Revenues</b>	\$	<b>87,334.41</b>
<b>Total Expense</b>	\$	<b>73,732.88</b>
<b>Net Revenue</b>	\$	<b>13,601.53</b>

## Materials Recovery Facility Trend Report - March 2021



**Target Recycling**

**2021**

	Commodity	Loads	Tons	Pounds	\$\$\$\$	\$ per ton	2020 \$ per ton	2019 \$ per ton	2018 \$ per ton
January	Cardboard	33	144.85	289,700	\$6,518.25	\$ 95.00	\$ 45.00	\$ 95.00	\$ 125.00
	Mixed Paper	3	13.44	26,880	\$134.40	\$ 45.00	\$ 10.00	\$ 15.00	\$ 45.00
	PET	1	4.36	8,720	\$959.20	\$ 160.00	\$ 220.00	\$ 320.00	\$ 310.00
	Alum	1	1.20	2,400	\$1,008.00	\$ 1,030.00	\$ 840.00	\$ 1,200.00	\$ 1,430.00
	<b>totals</b>	<b>38</b>	<b>163.85</b>	<b>325,300</b>	<b>\$8,619.85</b>				
February	Cardboard	31	138.35	276,700	\$6,917.50	\$ 95.00	\$ 50.00	\$ 85.00	\$ 120.00
	Mixed Paper	2	9.78	19,560	\$48.90	\$ 40.00	\$ 5.00	\$ 10.00	\$ 40.00
	PET	1	0.77	1,540	\$184.80	\$ 190.00	\$ 240.00	\$ 340.00	\$ 280.00
	Alum	1	0.94	1,880	\$902.40	\$ 1,130.00	\$ 960.00	\$ 1,160.00	\$ 1,420.00
	<b>totals</b>	<b>35</b>	<b>149.84</b>	<b>297,800</b>	<b>\$8,053.60</b>				
March	Cardboard	37	174.86	349,720	\$10,491.60	\$ 100.00	\$ 60.00	\$ 75.00	\$ 105.00
	Mixed Paper	5	32.52	65,040	\$162.60	\$ 40.00	\$ 5.00	\$ 10.00	\$ 35.00
	PET	3	5.94	11,880	\$1,485.00	\$ 215.00	\$ 250.00	\$ 300.00	\$ 270.00
	Alum	0	0.00	0	\$0.00	\$ 1,280.00	\$ 760.00	\$ 600.00	\$ 1,460.00
	<b>totals</b>	<b>45</b>	<b>213.32</b>	<b>426,640</b>	<b>\$12,139.20</b>				
April	Cardboard	0	0.00	0	\$0.00	\$ -	\$ 95.00	\$ 60.00	\$ 95.00
	Mixed Paper	0	0.00	0	\$0.00	\$ -	\$ 10.00	\$ 10.00	\$ 20.00
	PET	0	0.00	0	\$0.00	\$ -	\$ 200.00	\$ 320.00	\$ 320.00
	Alum	0	0.00	0	\$0.00	\$ -	\$ 760.00	\$ 1,000.00	\$ 1,200.00
	<b>totals</b>	<b>0</b>	<b>0.00</b>	<b>0</b>	<b>\$0.00</b>				
May	Cardboard	0	0.00	0	\$0.00	\$ -	\$ 135.00	\$ 50.00	\$ 90.00
	Mixed Paper	0	0.00	0	\$0.00	\$ -	\$ 25.00	\$ 10.00	\$ 10.00
	PET	0	0.00	0	\$0.00	\$ -	\$ 200.00	\$ 320.00	\$ 320.00
	Alum	0	0.00	0	\$0.00	\$ -	\$ 760.00	\$ 1,000.00	\$ 1,400.00
	<b>totals</b>	<b>0</b>	<b>0.00</b>	<b>0</b>	<b>\$0.00</b>				
June	Cardboard	0	0.00	0	\$0.00	\$ -	\$ 100.00	\$ 45.00	\$ 90.00
	Mixed Paper	0	0.00	0	\$0.00	\$ -	\$ 25.00	\$ 10.00	\$ 10.00
	PET	0	0.00	0	\$0.00	\$ -	\$ 190.00	\$ 320.00	\$ 320.00
	Alum	0	0.00	0	\$0.00	\$ -	\$ 760.00	\$ 1,000.00	\$ 1,400.00
	<b>totals</b>	<b>0</b>	<b>0.00</b>	<b>0</b>	<b>\$0.00</b>				
July	Cardboard	0	0.00	0	\$0.00	\$ -	\$ 80.00	\$ 45.00	\$ 95.00
	Mixed Paper	0	0.00	0	\$0.00	\$ -	\$ 25.00	\$ 10.00	\$ 10.00
	PET	0	0.00	0	\$0.00	\$ -	\$ 190.00	\$ 305.00	\$ 340.00
	Alum	0	0.00	0	\$0.00	\$ -	\$ 780.00	\$ 1,020.00	\$ 1,440.00
	<b>totals</b>	<b>0</b>	<b>0.00</b>	<b>0</b>	<b>\$0.00</b>				
August	Cardboard	0	0.00	0	\$0.00	\$ -	\$ 80.00	\$ 45.00	\$ 100.00
	Mixed Paper	0	0.00	0	\$0.00	\$ -	\$ 25.00	\$ 10.00	\$ 10.00
	PET	0	0.00	0	\$0.00	\$ -	\$ 180.00	\$ 280.00	\$ 340.00
	Alum	0	0.00	0	\$0.00	\$ -	\$ 1,020.00	\$ 1,020.00	\$ 1,440.00
	<b>totals</b>	<b>0</b>	<b>0.00</b>	<b>0</b>	<b>\$0.00</b>				
September	Cardboard	0	0.00	0	\$0.00	\$ -	\$ 80.00	\$ 45.00	\$ 100.00
	Mixed Paper	0	0.00	0	\$0.00	\$ -	\$ 30.00	\$ 10.00	\$ 10.00
	PET	0	0.00	0	\$0.00	\$ -	\$ 170.00	\$ 260.00	\$ 340.00
	Alum	0	0.00	0	\$0.00	\$ -	\$ 980.00	\$ 1,000.00	\$ 1,420.00
	<b>totals</b>	<b>0</b>	<b>0.00</b>	<b>0</b>	<b>\$0.00</b>				
October	Cardboard	0	0.00	0	\$0.00	\$ -	\$ 80.00	\$ 45.00	\$ 100.00
	Mixed Paper	0	0.00	0	\$0.00	\$ -	\$ 35.00	\$ 10.00	\$ 10.00
	PET	0	0.00	0	\$0.00	\$ -	\$ 140.00	\$ 200.00	\$ 340.00
	Alum	0	0.00	0	\$0.00	\$ -	\$ 980.00	\$ 980.00	\$ 1,400.00
	<b>totals</b>	<b>0</b>	<b>0.00</b>	<b>0</b>	<b>\$0.00</b>				
November	Cardboard	0	124.84	249,680	\$9,987.20	\$ -	\$ 80.00	\$ 45.00	\$ 100.00
	Mixed Paper	0	21.00	42,000	\$840.00	\$ -	\$ 40.00	\$ 10.00	\$ 10.00
	PET	0	0.00	0	\$0.00	\$ -	\$ 160.00	\$ 220.00	\$ 320.00
	Alum	0	0.00	0	\$0.00	\$ -	\$ 940.00	\$ 280.00	\$ 1,380.00
	<b>totals</b>	<b>0</b>	<b>145.84</b>	<b>291,680</b>	<b>\$10,827.20</b>				
December	Cardboard	0	0.00	0	\$0.00	\$ -	\$ 90.00	\$ 45.00	\$ 95.00
	Mixed Paper	0	0.00	0	\$0.00	\$ -	\$ 45.00	\$ 10.00	\$ 15.00
	PET	0	0.00	0	\$0.00	\$ -	\$ 0.08	\$ 220.00	\$ 340.00
	Alum	0	0.00	0	\$0.00	\$ -	\$ 0.52	\$ 760.00	\$ 1,380.00
	<b>totals</b>	<b>0</b>	<b>0.00</b>	<b>0</b>	<b>\$0.00</b>				
<b>Totals</b>		<b>118</b>	<b>672.85</b>	<b>1,341,420</b>	<b>\$39,639.85</b>				
		<b>Loads</b>	<b>Tons</b>	<b>Pounds</b>	<b>\$\$\$\$</b>	<b>2021</b>	<b>2020</b>	<b>2019</b>	<b>2018</b>
	Cardboard	<b>101</b>	<b>582.90</b>	<b>1,165,800</b>	<b>\$33,914.55</b>	<b>Avg \$ for Year</b>	<b>Avg \$ for Year</b>	<b>Avg \$ for Year</b>	<b>Avg \$ for Year</b>
	Mixed Paper	<b>10</b>	<b>76.74</b>	<b>153,480</b>	<b>\$1,185.90</b>	<b>\$96.67</b>	<b>\$88.64</b>	<b>\$56.67</b>	<b>\$101.25</b>
	PET	<b>5</b>	<b>11.07</b>	<b>22,140</b>	<b>\$2,629.00</b>	<b>\$41.67</b>	<b>\$25.45</b>	<b>\$10.42</b>	<b>\$18.75</b>
	Alum	<b>2</b>	<b>2.14</b>	<b>4,280</b>	<b>\$1,910.40</b>	<b>\$188.33</b>	<b>\$194.55</b>	<b>\$283.75</b>	<b>\$320.00</b>
						<b>\$1,146.67</b>	<b>\$867.32</b>	<b>\$918.33</b>	<b>\$1,397.50</b>

# March 2021

## TARGET RECYCLING AT SCHOOL MONTHLY REPORT

WWW.DWSWA.ORG  
706-278-5001

**Target Recycling**, managed by the Dalton-Whitfield Solid Waste Authority’s Recycling Center in Dalton, provides collection of recyclables at no charge to local businesses and schools interested in recycling. Recycling collection saves local school districts hundreds of dollars in waste collection fees each month.

## Overall Recycling Rates

### Top Five Schools for March 2021

School	School Pop.	Quantity (lbs)	Per-Capita (lb/student)
Learning Tree School Elem Private	60	1,140	19.0
New Hope Middle School	388	3,730	9.6
Morris Innovative High (Fort Hill) (city)	267	1,970	7.4
Varnell Elementary School	256	1,790	7.0
New Hope Elementary School	426	2,780	6.5
<b>Total</b>	<b>1,397</b>	<b>11,410</b>	<b>8.2</b>

During the month of March 2021 all of the schools recycling with Target Recycling collected a total of 48,810 pounds of recyclable materials for a recycling rate of 2.7 pounds per student.

That saves approximately 414 trees! It also weighs approximately 390 white-tailed deer (125)! So be a “deer” and recycle this month!

Recycling Rates are calculated by dividing the number of students at the school by the weight (in pounds) of the recyclables collected during a one-month period.

\* If there is an error in student population count for your school please call us to update the report at 706-278-5001.

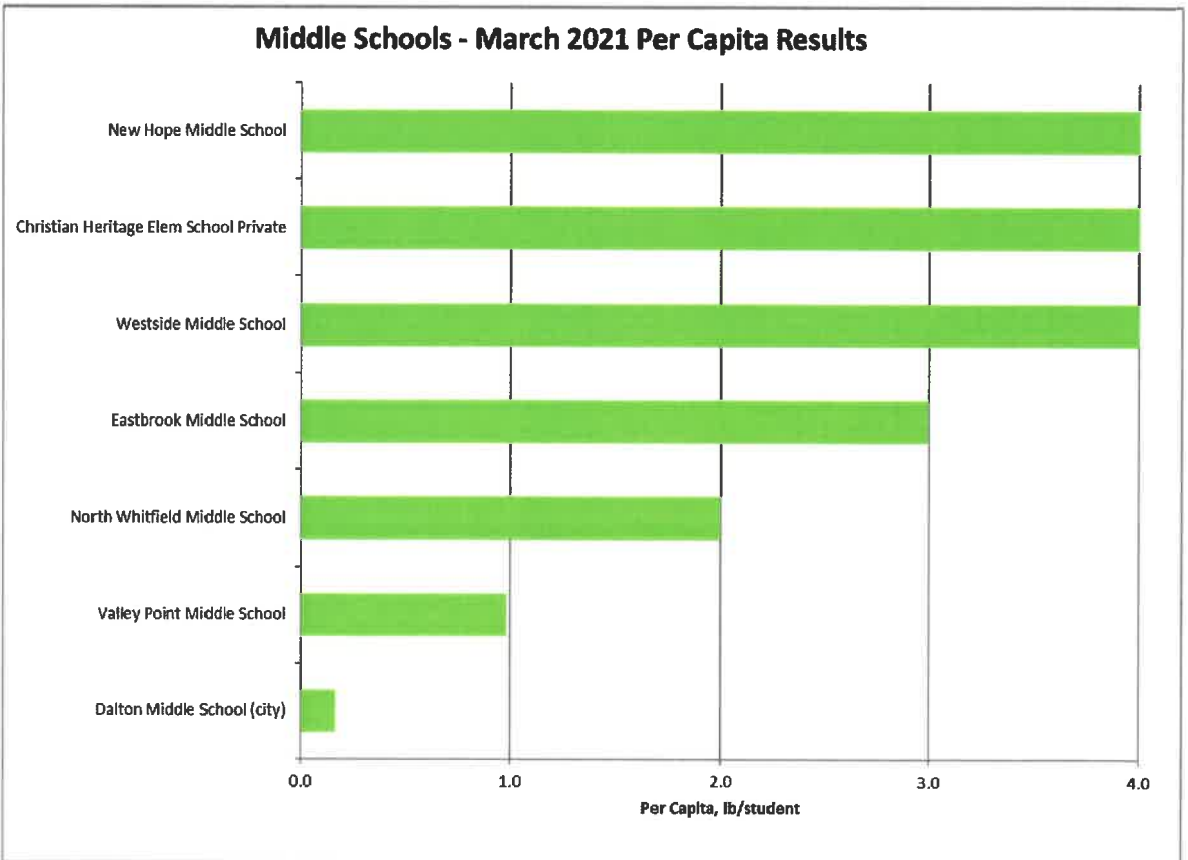
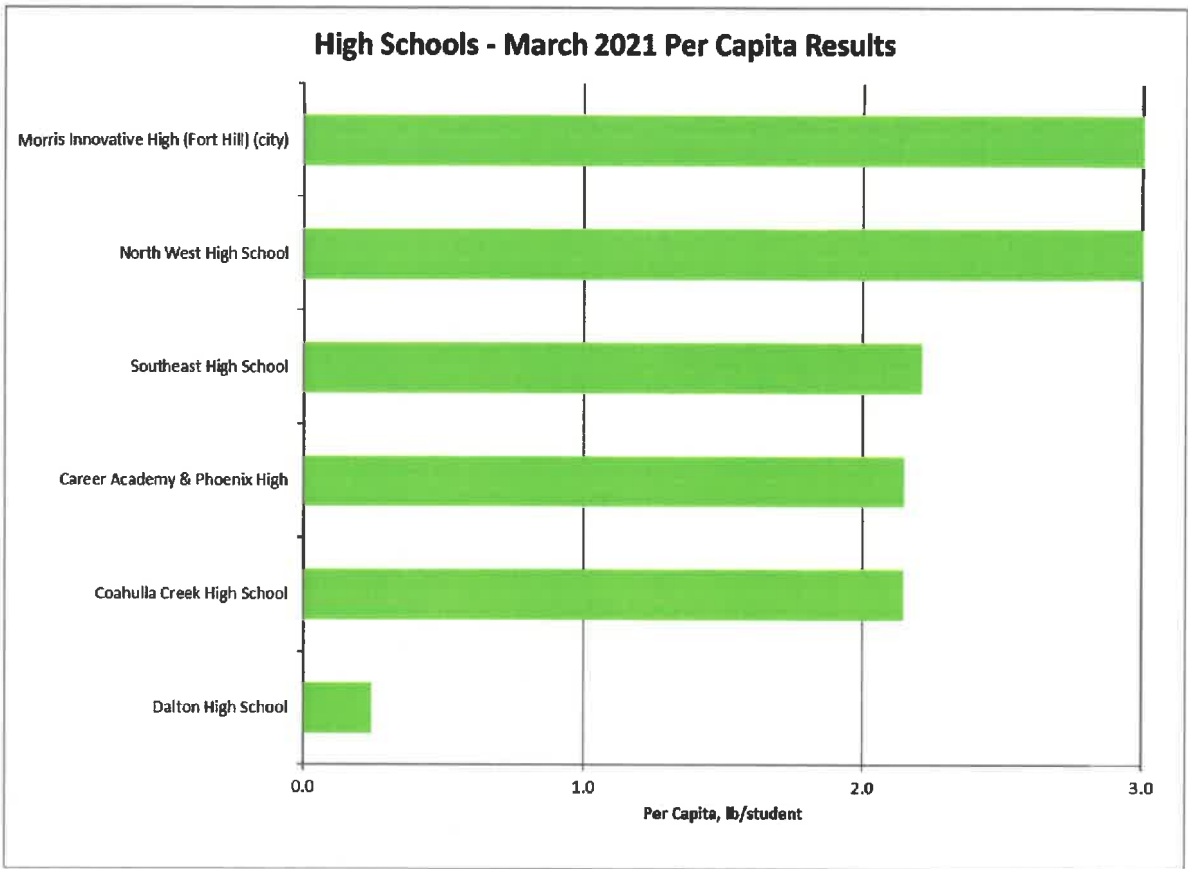
## Individual School Recycling Rates

High Schools	School Population	Total Pounds	Per-Capita (lb/student)
Career Academy & Phoenix High	790	1700	2.2
Coahulla Creek High School	829	1780	2.1
Dalton High School	2096	520	0.2
Morris Innovative High (Fort Hill) (city)	267	1970	7.4
North West High School	953	3090	3.2
Southeast High School	984	2180	2.2
<b>Totals</b>	<b>5,919</b>	<b>11,240</b>	<b>1.9</b>

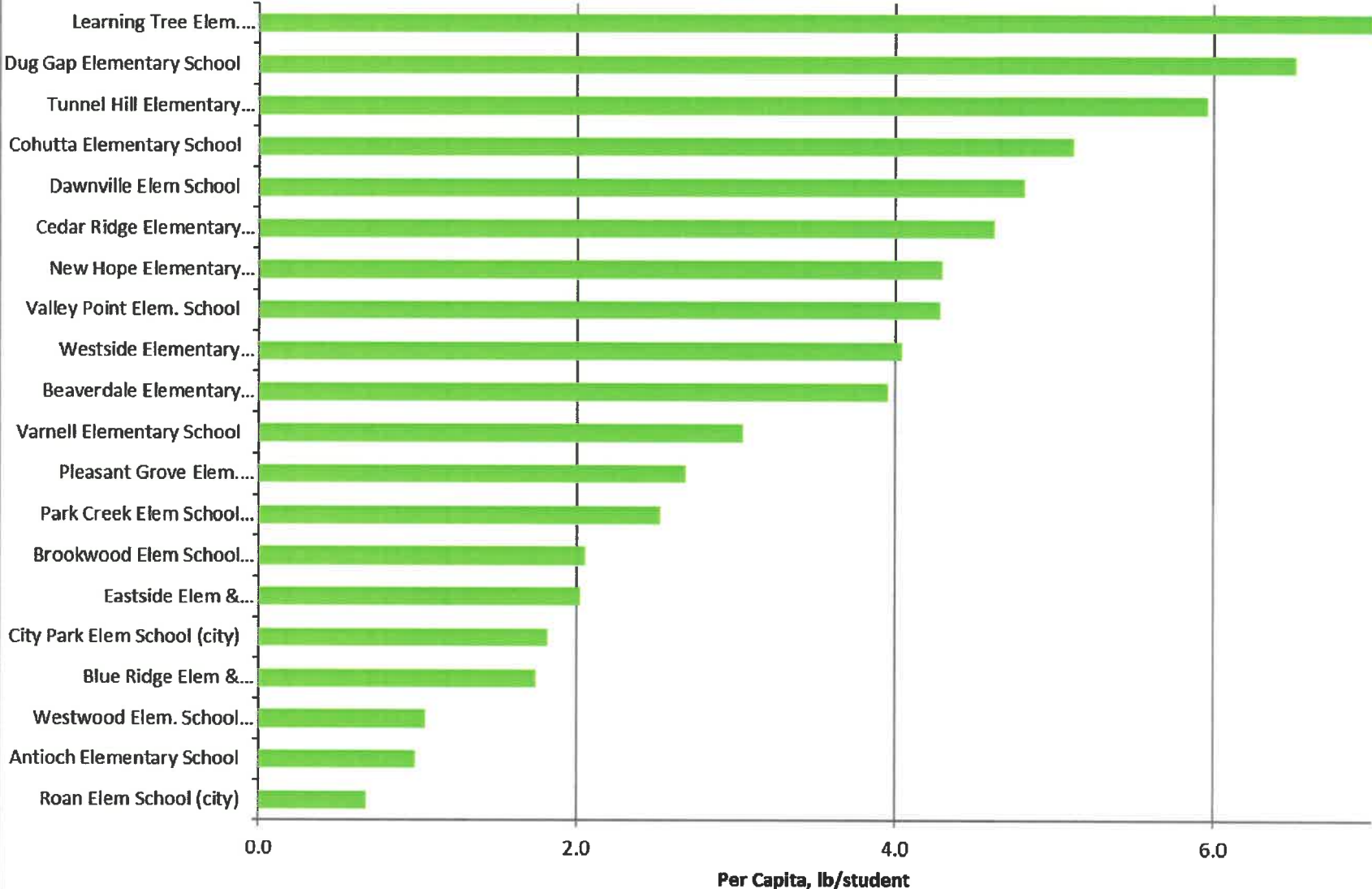
Target Recycling at School takes the collection program a step further by providing a complimentary Environmental Education program that teaches student to be more environmentally friendly.

High Schools	School Population	Total Pounds	Per-Capita (lb/student)
Career Academy & Phoenix High	790	1700	2.2
Coahulla Creek High School	829	1780	2.1
Dalton High School	2096	520	0.2
Morris Innovative High (Fort Hill) (city)	267	1970	7.4
North West High School	953	3090	3.2
Southeast High School	984	2180	2.2
<b>Totals</b>	<b>5,919</b>	<b>11,240</b>	<b>1.9</b>

Elementary Schools	School Population	Total Pounds	Per-Capita (lb/student)
Antioch Elementary School	1400	310	0.2
Beaverdale Elementary School	1070	1210	1.1
Blue Ridge Elem School & Northstar (city)	1700	1670	1.0
Brookwood Elem School (city)	1300	1350	1.0
Cedar Ridge Elementary School	310	1300	4.2
City Park School Elem (city)	1280	1310	1.0
Cohutta Elementary School	1310	1050	0.8
Dawnville Elem School	540	1590	2.9
Dug Gap Elementary School	1430	1610	1.1
Eastside Elem & Crossroads Academy School	1190	780	0.7
Learning Tree School Elem Private	1140	1440	1.3
New Hope Elementary School	2780	1830	0.7
Park Creek School Elem(city)	1430	1490	1.0
Pleasant Grove Elem. School	1380	750	0.5
Roan School Elem(city)	1270	310	0.2
Tunnel Hill Elementary School	1310	1420	1.1
Valley Point Elem. School	1610	1380	0.9
Varnell Elementary School	1790	780	0.4
Westside Elementary School	1930	1820	0.9
Westwood Elem. School (city)	1490	598	0.4
<b>Totals</b>	<b>27,660</b>	<b>23,998</b>	<b>0.9</b>



### Elementary Schools - February 2021 Per Capita Results







**CONVENIENCE CENTERS -- VOLUNTARY DROP-OFF RECYCLING  
2021**

	January	February	March	QTR - 1
<b>McGaughey Chapel</b>				
Waste	217.23	185.27	256.87	659.37
Recycle	15.33	8.22	16.24	39.79
Target Recycle	0.17	0.14	0.15	0.46
Total Recycled	15.50	8.36	16.39	40.25
<b>% RECYCLED</b>	<b>6.66%</b>	<b>4.32%</b>	<b>6.00%</b>	<b>5.75%</b>
<b>MLK</b>				
Waste	356.43	315.78	396.00	1,068.21
Recycle	22.05	17.22	23.74	63.01
Target Recycle	0.17	0.15	0.18	0.49
Total Recycled	22.22	17.37	23.92	63.50
<b>% RECYCLED</b>	<b>5.87%</b>	<b>5.21%</b>	<b>5.70%</b>	<b>5.61%</b>
<b>Old Dixie</b>				
Waste	349.82	306.55	396.07	1,052.44
Recycle	13.21	16.96	13.03	43.20
Target Recycle	0.13	0.17	0.16	0.45
Total Recycled	13.34	17.13	13.19	43.65
<b>% RECYCLED</b>	<b>3.67%</b>	<b>5.29%</b>	<b>3.22%</b>	<b>3.98%</b>
<b>Westside</b>				
Waste	170.63	146.66	157.53	474.82
Recycle	10.54	12.08	11.15	33.77
Target Recycle	0.18	0.16	0.16	0.49
Total Recycled	10.72	12.24	11.31	34.26
<b>% RECYCLED</b>	<b>5.91%</b>	<b>7.70%</b>	<b>6.70%</b>	<b>6.73%</b>