



# DALTON-WHITFIELD REGIONAL SOLID WASTE MANAGEMENT AUTHORITY AGENDA

MAY 17, 2021  
12:00 PM

DALTON CITY HALL -1ST FLOOR, MAYOR & COUNCIL CHAMBERS, 300 WAUGH STREET,  
DALTON, GEORGIA

- I. **OLD BUSINESS**
  - A. **Approval of Minutes – April 19, 2021**
  
- II. **NEW BUSINESS**
  - B. **Financial & Operational Reports**
    - 1. Status of Accounts – April
    - 2. Rainfall Report
    - 3. Inmate Labor (MRF/Landfill) Update
  
  - C. **Construction / Special Project Report**
    - 1. Methane Gas Project Update
  
  - D. **Recycling / Other Reports**
    - 1. MRF Report – April
    - 2. Target Recycling Program Update
    - 3. Recovered Materials Markets
    - 4. School Recycling Report – March
    - 5. Curbside Recycling Report – City of Dalton – April
    - 6. Convenience Center Recycling
    - 7. Dalton Living – Community Helpers
    - 8. Keep-Dalton Whitfield Beautiful – “Among the Someone” Sculpture
    - 9. June Meeting – Proposed re-schedule June 28th
    - 10. Other
  
- III. **Adjourn**

DALTON-WHITFIELD REGIONAL SOLID WASTE MANAGEMENT AUTHORITY  
P.O. BOX 1205 DALTON, GA 30722-1205  
TELEPHONE 706/277-2545 FAX 706/277-2546



## Dalton-Whitfield Regional Solid Waste Management Authority

### MINUTES FROM MEETING HELD April 19, 2021

Greg Jones called the meeting to order at 12:00 p.m.

Members present – Tyree Goodlett, David Pennington, Jevin Jensen and Mike Babb

Members absent – Greg Jones

Others present are listed below:

Henry Tharpe – Sponcler & Tharpe

Staff – Dirk Verhoeff, Amy Hartline and Donnie Potter

#### I. OLD BUSINESS

##### A. Approval of Minutes – March 15, 2021

Members received and reviewed written copies of the minutes from the March 15, 2021 meeting. The minutes were approved unanimously as follows:

**MOTION:** Babb

**SECOND:** Pennington

#### II. NEW BUSINESS

##### A. Financial & Operational Reports

1. Carl Campbell – Dalton-Whitfield Joint Development Authority  
Carl Campbell discussed the potential demolition of the old Whitfield County Jail located on Waugh St in Dalton, GA. A developer is interested in constructing an apartment complex on the site. Mr. Campbell asked the Authority Board if a discount could be applied to the concrete debris should the building be demolished. There was some discussion regarding the benefit to the community as well as pricing.

A motion was made, and approved unanimously, to reduce the tipping fee for the jail concrete and asphalt demolition debris from \$26.75 per ton to \$21.75 per ton as follows:

**MOTION:** Pennington

**SECOND:** Jensen

2. Status of Accounts – March  
Dirk Verhoeff reviewed the status of accounts through March 2021. All revenue line items above budget except for Landfill Gas revenues and interest revenues. Landfill fees were slightly below budget. Dirk Verhoeff stated that the presented budget report is on a cash basis and therefore reports only invoices paid as of the date the report was generated. Landfill fees for credit customers are due the 20<sup>th</sup> of each month. Major expenses for

the landfill operations budget were legal fees, equipment purchases and gas & oil.

3. Rainfall Report

Dirk Verhoeff reviewed the rainfall data through March 12<sup>th</sup>. Dirk reported that rainfall was 193% of normal for the month of March. 12.26 inches of rain fall was recorded in March. The rainfall will increase leachate generation and therefore disposal costs.

4. Old Dixie Hwy. Scalehouse wait time complaint.

Dirk Verhoeff informed the Board that Alpha Custom Services has complained about the wait time at the scalehouse and tipping area of the landfill. Due to the high number of transactions from both commercial customers and residents, there are periods of delay. Dirk reported to the Board that the Old Dixie Hwy Landfill averaged 329 scale transactions per day. Alpha transactions represent about 14% of all transactions on average. Most all commercial customers only need to weigh in as their truck tare weights are stored in the scale software. However, the commercial drivers are required to exit their vehicles to access the scale banker window to receive copy of scale ticket. DWSWA staff are researching a remote printer/intercom system that could be mounted at the driver's side to eliminate the need for drivers to exit their vehicle. This action could save drivers 2 minutes per transaction and potentially reduce wait times at the scale. In addition, small commercial/residential cash customer must weigh in and out for each load. These type transactions can cause a significant delay during peak hours. A potential solution to this is to add a second scale to segregated commercial from small commercial/residential traffic. This option would require a significant capital investment.

A motion was made, and approved unanimously, to research and purchase a remote printer/intercom system as follows:

**MOTION:** Babb  
**SECOND:** Pennington

5. Republic Services acquisition of Santek Waste Services

Dirk Verhoeff reported to the Board that Republic Services has acquired Santek Waste Services. As part of the acquisition, the Department of Justice is requiring Republic to divest assets in the form of disposal sites, transfer stations, hauling locations and collection routes in Georgia, Tennessee and Mississippi to Capital Waste Services (CWS). CWS will take control of the Murray County Landfill and transfer station along with collection routes in North Georgia including Whitfield County. It is unknown at this time how the acquisition will impact tonnage.

**B. Construction / Special Project Report**

1. Methane Gas Project Update

Dirk Verhoeff reviewed the 13-month summary of the end user's usage of landfill gas through the month of March. NYMEX futures have decreased from \$2.854 per MMBTU in February to \$2.586 per MMBTU for April. Once again, the Authority was not able to provide the minimum take-or-pay quantity of 9720 MMBTU. Therefore, Trinseo only paid for the LFG they used. Dirk

briefed the Board on some operational issues with the LFG collection system and stated that the system has been down for the month of April.

**C. Recycling / Other Reports**

The board reviewed the following reports and heard highlights from each.

2. MRF Report – March 2021
3. Target Recycling Program Update
4. Recovered Materials Markets
5. School Recycling Report - March
6. Curbside Recycling Report – City of Dalton – March
7. Convenience Center Recycling

There was some discussion about the tire and scrap issue located at the entrance of the MLK JR convenience center. Henry Tharpe updated the Board on the status of the issue.

**D. Adjourn from Regular Meeting**

The Authority adjourned from their regular on the following motion:

**MOTION:** Jensen  
**SECOND:** Pennington

The Authority adjourned unanimously.

---

Tyree Goodlett, Chairman

---

Dirk Verhoeff, Secretary/Treasurer

---

Recorded & Approved

05/13/2021 15:34  
6281broc

**The City of Dalton**  
**YEAR-TO-DATE BUDGET REPORT**

**1**  
**glytdbud**

FOR 2021 04

ACCOUNTS FOR:	ORIGINAL APPROP	REVISED BUDGET	YTD ACTUAL	MTD ACTUAL	ENCUMBRANCES	AVAILABLE BUDGET	PCT USED
<b>0050 LANDFILL-ENTERPRISE FUND</b>							
<b>500001 REVENUES</b>							
500001 331125 GRANTS	0	0	-24,698.76	.00	.00	24,698.76	100.0%
500001 344200 MRF REVENUES	-200,000	-200,000	-90,766.60	-19,505.40	.00	-109,233.40	45.4%*
500001 344250 RECYCLING REVENUE	-15,000	-15,000	-15,731.94	-3,155.26	.00	731.94	104.9%
500001 344300 LEG REVENUE	-140,000	-140,000	-24,834.62	-7,983.63	.00	-115,165.38	17.7%*
500001 344400 LANDFILL FEES	-8,000,000	-8,000,000	-2,417,905.30	-622,248.40	.00	-5,582,094.70	30.2%*
500001 347499 CASH (OVER) SHORT	0	0	.48	.00	.00	-.48	100.0%*
500001 361100 INTEREST EARNED	-195,000	-195,000	-13,428.83	-3,399.06	.00	-181,571.17	6.9%*
500001 369100 MISCELLANEOUS REVENUE	-20,000	-20,000	-6,827.89	-350.00	.00	-13,172.11	34.1%*
500001 392100 SALE OF PROPERTY	0	0	-15,023.00	-15,023.00	.00	15,023.00	100.0%
<b>TOTAL REVENUES</b>	<b>-8,570,000</b>	<b>-8,570,000</b>	<b>-2,609,216.46</b>	<b>-671,664.75</b>	<b>.00</b>	<b>-5,960,783.54</b>	<b>30.4%</b>

05/13/2021 15:34  
628lbroc

The City of Dalton  
YEAR-TO-DATE BUDGET REPORT

P 2  
glytodbud

FOR 2021 04

ACCOUNTS FOR:	ORIGINAL APPROP	REVISED BUDGET	YTD ACTUAL	MTD ACTUAL	ENCUMBRANCES	AVAILABLE BUDGET	PCT USED
0050 LANDFILL-ENTERPRISE FUND							
<b>504210 LANDFILL DEVELOPMENT</b>							
504210 000360 LEGAL FEES	2,000	2,000	.00	.00	.00	2,000.00	.0%
504210 000610 ENGINEERING	150,000	150,000	14,173.53	.00	.00	135,826.47	9.4%
504210 000660 CELL CONSTRUCTION	27,000	27,000	.00	.00	.00	27,000.00	.0%
504210 000790 LEACHATE PRE-TREATME	25,000	25,000	.00	.00	.00	25,000.00	.0%
504210 000830 MAINTENANCE FACILITY	30,000	30,000	.00	.00	.00	30,000.00	.0%
504210 000980 CONTINGENT	10,000	10,000	.00	.00	.00	10,000.00	.0%
504210 001110 CLEARING/GRUBBING	5,000	5,000	.00	.00	.00	5,000.00	.0%
<b>TOTAL LANDFILL DEVELOPMENT</b>	<b>249,000</b>	<b>249,000</b>	<b>14,173.53</b>	<b>.00</b>	<b>.00</b>	<b>234,826.47</b>	<b>5.7%</b>

05/13/2021 15:34  
6281broc

The City of Dalton  
YEAR-TO-DATE BUDGET REPORT

P 3  
glytdbud

FOR 2021 04

ACCOUNTS FOR: 0050	LANDFILL-ENTERPRISE FUND	ORIGINAL APPROP	REVISED BUDGET	YTD ACTUAL	MTD ACTUAL	ENCUMBRANCES	AVAILABLE BUDGET	PCT USED	
<b>504240 LANDFILL OPERATION</b>									
504240	000010	SALARIES-REGULAR	1,881,004	1,881,004	482,381.10	126,081.95	.00	1,398,622.90	25.6%
504240	000011	SALARIES OVERTIME	267,934	267,934	72,509.36	18,525.32	.00	195,424.64	27.1%
504240	000012	SALARIES-PART TIME	42,000	42,000	9,753.77	3,116.78	.00	32,246.23	23.2%
504240	000016	SALARY - BONUS	0	0	3,000.00	.00	.00	-3,000.00	100.0%*
504240	000020	FICA	167,542	167,542	42,272.46	10,485.47	.00	125,269.54	25.2%
504240	000030	PENSION	172,294	172,294	16,624.16	4,106.50	.00	155,669.84	9.6%
504240	000032	PENSION - DB PLAN	217,959	217,959	65,968.46	16,314.71	.00	151,990.54	30.3%*
504240	000040	HOSPITALIZATION INSU	362,000	362,000	106,710.85	26,442.59	.00	255,289.15	29.5%
504240	000042	HOSP INS-RETIREE	12,515	12,515	.00	.00	.00	12,515.00	.0%
504240	000045	EE LIFE & DISABILITY	11,800	11,800	3,137.05	792.92	.00	8,662.95	26.6%
504240	000050	GENERAL INSURANCE	78,014	78,014	.00	.00	.00	78,014.00	.0%
504240	000060	WORKER COMPENSATION	50,000	50,000	7,551.93	.00	.00	42,448.07	15.1%
504240	000065	UNEMPLOYMENT COMPENS	5,000	5,000	.00	.00	.00	5,000.00	.0%
504240	000070	ADVERTISING	2,000	2,000	794.00	.00	.00	1,206.00	39.7%
504240	000110	TELEPHONE	29,000	29,000	8,005.80	2,616.87	761.43	20,232.77	30.2%
504240	000120	SAFETY PROGRAMS	18,000	18,000	1,148.00	.00	.00	16,852.00	6.4%
504240	000190	REGULAR AUDIT	40,000	40,000	3,000.00	350.00	.00	37,000.00	7.5%
504240	000205	DALTON ALLOCATION	54,470	54,470	18,164.00	4,541.00	.00	36,306.00	33.3%
504240	000330	UTILITIES	78,150	78,150	30,840.79	4,771.14	.00	47,309.21	39.5%
504240	000350	BUILDING MAINTENANCE	45,000	45,000	.00	.00	400.00	44,600.00	.9%
504240	000360	LEGAL FEES	116,000	116,000	21,202.92	2,310.00	.00	94,797.08	18.3%
504240	000390	EQUIPMENT PURCHASES	1,226,500	1,226,500	33,088.00	20,688.00	.00	1,193,412.00	2.7%
504240	000400	EQUIPMENT MAINT & RE	60,500	60,500	9,968.86	1,522.31	1,047.50	49,483.64	18.2%
504240	000402	REPAIRS - TIRES	15,000	15,000	4,393.30	1,405.75	.00	10,606.70	29.3%
504240	000404	REPAIRS - LT EQUIPME	3,000	3,000	112.50	.00	.00	2,887.50	3.8%
504240	000410	GAS & OIL	375,000	375,000	109,435.82	34,256.91	515.77	265,048.41	29.3%
504240	000440	SUPPLIES	11,000	11,000	3,258.86	957.46	80.65	7,660.49	30.4%
504240	000460	UNIFORMS	25,000	25,000	6,096.07	2,767.10	759.94	18,143.99	27.4%
504240	000580	LEASE - RENTAL	10,000	10,000	.00	.00	.00	10,000.00	.0%
504240	000590	PARTS	190,000	190,000	51,558.92	20,536.46	907.35	137,533.73	27.6%
504240	000592	TIRE PURCHASES	38,000	38,000	9,327.33	3,493.54	.00	28,672.67	24.5%
504240	000594	PURCHASES - LT EQUIP	14,165	14,165	824.11	284.08	30.72	13,310.17	6.0%
504240	000610	ENGINEERING	80,000	80,000	5,330.10	1,246.30	.00	74,669.90	6.7%
504240	000760	MATERIALS/CONTRACTS	200,000	200,000	34,141.99	8,909.74	1,841.02	164,016.99	18.0%
504240	000770	BRUSH GRINDING	120,000	120,000	.00	.00	.00	120,000.00	.0%
504240	000780	INMATE CONTRACTS	84,000	84,000	20,818.66	7,142.21	578.00	62,603.34	25.5%
504240	000980	CONTINGENT	100,000	100,000	.00	.00	.00	100,000.00	.0%
504240	001010	OFFICE SUPPLIES	8,810	8,810	2,382.99	288.03	581.06	5,845.95	33.6%
504240	001415	CREDIT CARD & BANK F	11,000	11,000	2,860.45	.00	.00	8,139.55	26.0%
504240	001420	COMMISSIONS	0	0	1,126.70	1,126.70	.00	-1,126.70	100.0%*

05/13/2021 15:34  
6281broc

The City of Dalton  
YEAR-TO-DATE BUDGET REPORT

P 4  
glytdbud

FOR 2021 04

ACCOUNTS FOR: 0050	LANDFILL-ENTERPRISE FUND	ORIGINAL APPROP	REVISED BUDGET	YTD ACTUAL	MTD ACTUAL	ENCUMBRANCES	AVAILABLE BUDGET	PCT USED
504240	001590	175,000	175,000	.00	.00	.00	175,000.00	.0%
504240	001620	2,500	2,500	.00	.00	.00	2,500.00	.0%
504240	001690	70,000	70,000	.00	.00	5,806.50	64,193.50	8.3%
504240	001740	74,500	74,500	25,213.52	3,618.19	545.34	48,741.14	34.6%
504240	001742	30,000	30,000	1,479.31	153.57	.00	28,520.69	4.9%
504240	001750	30,000	30,000	7,904.00	1,976.00	1,976.00	20,120.00	32.9%
504240	001900	80,000	80,000	27,621.77	7,127.49	.00	52,378.23	34.5%
504240	001990	5,000	5,000	.00	.00	.00	5,000.00	.0%
504240	039980	30,000	30,000	22,355.59	71.25	.00	7,644.41	74.5%
TOTAL LANDFILL OPERATION		6,719,657	6,719,657	1,272,363.50	338,026.34	15,831.28	5,431,462.22	19.2%



05/13/2021 15:34  
6281broc

The City of Dalton  
YEAR-TO-DATE BUDGET REPORT

P 5  
glytdbud

FOR 2021 04

ACCOUNTS FOR: 0050	LANDFILL-ENTERPRISE FUND	ORIGINAL APPROP	REVISED BUDGET	YTD ACTUAL	MTD ACTUAL	ENCUMBRANCES	AVAILABLE BUDGET	PCT USED	
<b>504260 METHANE GAS OPERATIONS</b>									
504260	000010	SALARIES-REGULAR	3,500	3,500	.00	.00	.00	3,500.00	.0%
504260	000020	FICA	300	300	.00	.00	.00	300.00	.0%
504260	000030	PENSION	300	300	.00	.00	.00	300.00	.0%
504260	000032	PENSION - DB PLAN	1,100	1,100	.00	.00	.00	1,100.00	.0%
504260	000040	HOSPITALIZATION INSU	1,400	1,400	.00	.00	.00	1,400.00	.0%
504260	000050	GENERAL INSURANCE	35,750	35,750	.00	.00	.00	35,750.00	.0%
504260	000060	WORKER COMPENSATION	3,500	3,500	.00	.00	.00	3,500.00	.0%
504260	000330	UTILITIES	60,000	60,000	16,425.87	4,312.79	.00	43,574.13	27.4%
504260	000360	LEGAL FEES	3,500	3,500	.00	.00	.00	3,500.00	.0%
504260	000580	LEASE - RENTAL	2,000	2,000	.00	.00	.00	2,000.00	.0%
504260	000610	ENGINEERING	7,500	7,500	2,100.00	700.00	.00	5,400.00	28.0%
504260	000625	TREATMENT EQUIP MAIN	30,000	30,000	6,243.70	5,701.05	.00	23,756.30	20.8%
504260	000630	GHG OFFSETS (CALIBRA	13,000	13,000	10,050.08	3,582.00	.00	2,949.92	77.3%
504260	000645	GAS COLLECT SYS MNT	20,000	20,000	64.00	.00	.00	19,936.00	.3%
504260	000760	MATERIALS/CONTRACTS	5,000	5,000	1,456.71	53.48	.00	3,543.29	29.1%
504260	000980	CONTINGENT	10,000	10,000	.00	.00	.00	10,000.00	.0%
<b>TOTAL METHANE GAS OPERATIONS</b>		<b>196,850</b>	<b>196,850</b>	<b>36,340.36</b>	<b>14,349.32</b>	<b>.00</b>	<b>160,509.64</b>	<b>18.5%</b>	

05/13/2021 15:34  
6281broc

The City of Dalton  
YEAR-TO-DATE BUDGET REPORT

P 6  
glytdbud

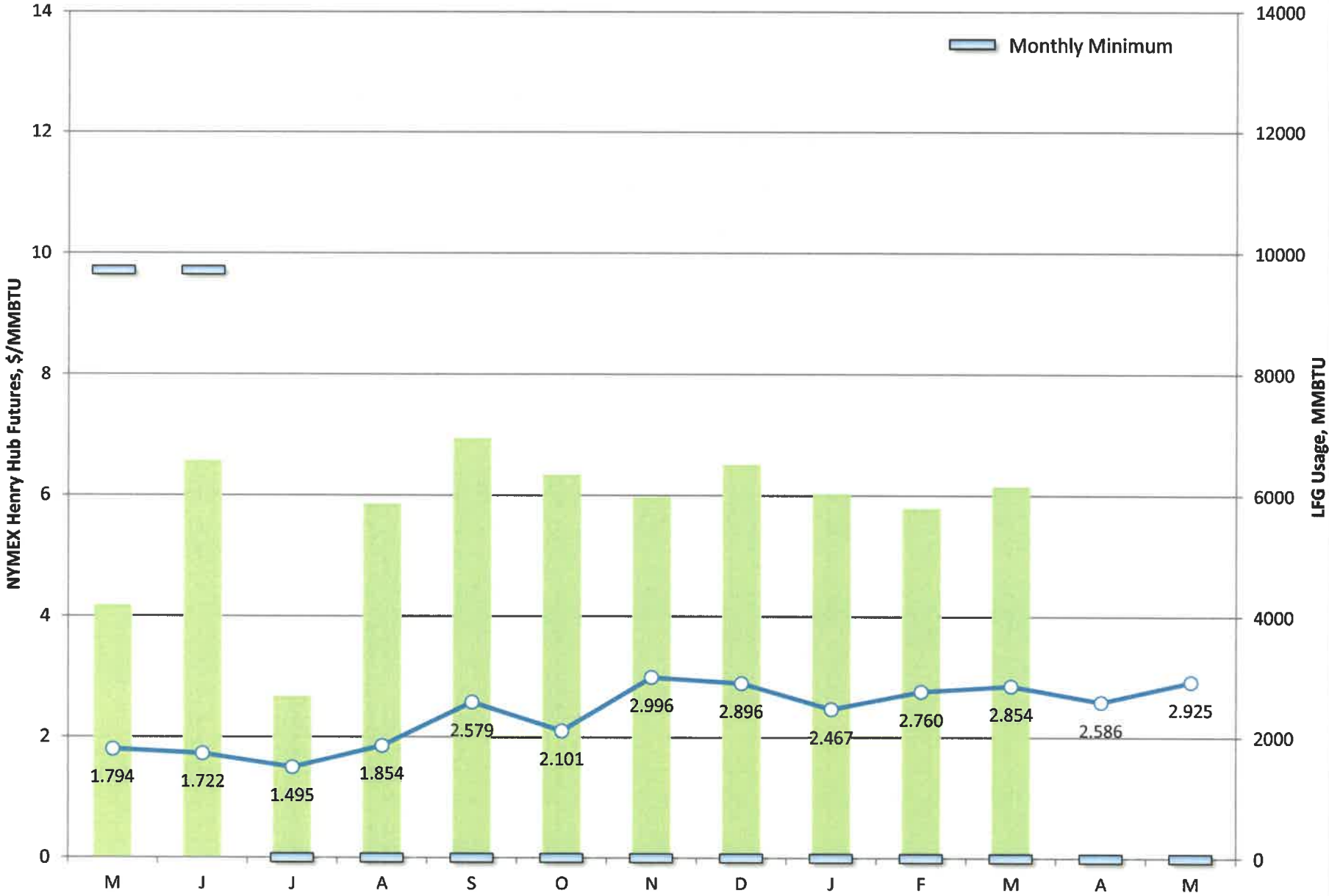
FOR 2021 04

ACCOUNTS FOR:	ORIGINAL	REVISED	YTD ACTUAL	MTD ACTUAL	ENCUMBRANCES	AVAILABLE	PCT
0050 LANDFILL-ENTERPRISE FUND	APPROP	BUDGET				BUDGET	USED
<b>504290 LANDFILL CLOSURE</b>							
504290 000010 SALARIES-REGULAR	25,500	25,500	.00	.00	.00	25,500.00	.0%
504290 000020 FICA	1,950	1,950	.00	.00	.00	1,950.00	.0%
504290 000030 PENSION	3,650	3,650	.00	.00	.00	3,650.00	.0%
504290 000032 PENSION - DB PLAN	700	700	.00	.00	.00	700.00	.0%
504290 000040 HOSPITALIZATION INSU	500	500	.00	.00	.00	500.00	.0%
504290 000570 SEDIMENTATION/EROSIO	5,000	5,000	.00	.00	.00	5,000.00	.0%
504290 000610 ENGINEERING	15,000	15,000	.00	.00	.00	15,000.00	.0%
504290 000880 GROUNDWATER MONITORI	45,000	45,000	.00	.00	.00	45,000.00	.0%
504290 001520 VEG MAINTENANCE	5,000	5,000	.00	.00	.00	5,000.00	.0%
504290 001530 CAP MAINTENANCE	10,000	10,000	.00	.00	.00	10,000.00	.0%
504290 001545 METHANE - O & M	10,000	10,000	653.00	151.00	.00	9,347.00	6.5%
504290 001560 ROAD UPKEEP/REPAIRS	5,000	5,000	.00	.00	.00	5,000.00	.0%
<b>TOTAL LANDFILL CLOSURE</b>	<b>127,300</b>	<b>127,300</b>	<b>653.00</b>	<b>151.00</b>	<b>.00</b>	<b>126,647.00</b>	<b>.5%</b>
<b>TOTAL LANDFILL-ENTERPRISE FUND</b>	<b>-1,277,193</b>	<b>-1,277,193</b>	<b>-1,285,686.07</b>	<b>-319,138.09</b>	<b>15,831.28</b>	<b>-7,338.21</b>	<b>99.4%</b>
<b>TOTAL REVENUES</b>	<b>-8,570,000</b>	<b>-8,570,000</b>	<b>-2,609,216.46</b>	<b>-671,664.75</b>	<b>.00</b>	<b>-5,960,783.54</b>	
<b>TOTAL EXPENSES</b>	<b>7,292,807</b>	<b>7,292,807</b>	<b>1,323,530.39</b>	<b>352,526.66</b>	<b>15,831.28</b>	<b>5,953,445.33</b>	

Monthly Rainfall 2021  
Old Dixie Hwy MSWL

Date	January	February	March	April	May	June	July	August	September	October	November	December
1	0.55	0.02	0.87									
2					0.01							
3					1.14							
4					1.70							
5		0.13										
6		0.16										
7	0.34	0.25										
8	0.10											
9		0.01		0.55	0.47							
10				0.34	0.47							
11	0.22	0.61										
12	0.01	0.21			0.12							
13		0.62										
14				0.02								
15		0.42	0.13	0.01								
16			1.56									
17		0.15	1.37									
18		0.88	1.13									
19												
20												
21	0.28											
22		0.24										
23			0.02									
24				1.79								
25	0.99		4.29									
26	0.17	0.73										
27	0.02	0.02										
28		0.17	0.60									
29												
30				0.01								
31	0.55		2.29									
<b>Total</b>	<b>3.23</b>	<b>4.62</b>	<b>12.26</b>	<b>2.72</b>	<b>3.91</b>	<b>0.00</b>	<b>0.00</b>	<b>0.00</b>	<b>0.00</b>	<b>0.00</b>	<b>0.00</b>	<b>0.00</b>
<i>Normal</i>	<i>5.86</i>	<i>4.93</i>	<i>6.34</i>	<i>4.30</i>	<i>4.28</i>	<i>4.38</i>	<i>4.76</i>	<i>3.65</i>	<i>5.00</i>	<i>3.31</i>	<i>4.79</i>	<i>4.92</i>
<b>% of Normal</b>	<b>55%</b>	<b>94%</b>	<b>193%</b>	<b>63%</b>	<b>91%</b>	<b>0%</b>	<b>0%</b>	<b>0%</b>	<b>0%</b>	<b>0%</b>	<b>0%</b>	<b>0%</b>
<b>YTD</b>	<b>3.23</b>	<b>7.85</b>	<b>20.11</b>	<b>22.83</b>	<b>26.74</b>	<b>26.74</b>	<b>26.74</b>	<b>26.74</b>	<b>26.74</b>	<b>26.74</b>	<b>26.74</b>	<b>26.74</b>
<i>YTD Normal</i>	<i>5.86</i>	<i>10.79</i>	<i>17.13</i>	<i>21.43</i>	<i>25.71</i>	<i>30.09</i>	<i>34.85</i>	<i>38.50</i>	<i>43.50</i>	<i>46.81</i>	<i>51.60</i>	<i>56.52</i>
<b>% of Normal</b>	<b>55%</b>	<b>73%</b>	<b>117%</b>	<b>107%</b>	<b>104%</b>	<b>89%</b>	<b>77%</b>	<b>69%</b>	<b>61%</b>	<b>57%</b>	<b>52%</b>	<b>47%</b>

# Trinseo (Styron/Dow) LFG Usage and NYMEX Futures



**Material Recovery Facility  
Monthly Revenues / Expenditures  
April-21**

<b><u>MRF Revenues</u></b>				Loads	
User Fees	445	1775.84 tons	\$	66,939.48	
OCC	7	160.77 tons	\$	16,880.85	
Mixed Paper	2	43.33 tons	\$	1,733.20	
Aluminum	0	0.00 tons	\$	-	
Bi-metal	0	0.00 tons	\$	-	
Glass	0	0.00 tons	\$	-	
#1 PET	1	22.24 tons	\$	6,449.60	
HDPE	0	0.00 tons	\$	-	
PP Carpet	0	0.00 tons	\$	-	Sale Loads 10
N 6 Carpet	0	0.00 tons	\$	-	Sale Tons 226.34
N 66 Carpet	0	0.00 tons	\$	-	Sale Dollars \$ 25,063.65
Carpet Pad / Cusl	0	0.00 tons	\$	-	
Mixed Carpet	0	0.00 tons	\$	-	
Mixed Plastic 1-7	0	0.00 tons	\$	-	
				<b>Revenues \$ 92,003.13</b>	

<b><u>MRF Expenses</u></b>			
<b>Labor</b>	Wages & Benefits		\$ 24,980.86
	Temp Labor		\$ 1,104.09
	Inmate Labor		\$ 5,348.25
		Labor	\$ 31,433.20
<b>Fixed</b>	Electric		\$ 2,256.10
	Security System		\$ 103.70
	Propane		\$ -
	Insurance - Average		\$ 153.50
	Water		\$ 52.04
	Telephone		\$ 183.22
	Cell		\$ 59.24
		Fixed	\$ 2,807.80
<b>City Curbside</b>	Revenue Sharing	69 76.78 tons @	\$ 30.00 ton Curbside \$ 2,303.40
<b>Supplies</b>	Baling Wire	385 Bales @	\$ 2.00 bale \$ 770.00
	<i>Supplies</i>		\$ 32.10 \$ 32.10
<b>Recycling Pulls</b>	Internal Rolloff	53 pulls @	\$ 110.00 ea \$ 5,830.00
<b>Glass Transportation</b>		0 pulls @	\$ 325.00 ea \$ -
<b>Electronics Recycling</b>			\$ -
<b>Vehicle</b>	Fuel and Lube		\$ 2,050.00
<b>Balefill/Disposal</b>	D-W to Bale Fill	2 4.00 tons @	\$ 21.75 \$ 87.00
	D-Bale (others)	84 1170.30 tons @	\$ 21.75 \$ 25,454.03
	Residual Waste	0 0.00 tons @	\$ 22.75 \$ -
	MRF--Landfill	16 192.14 tons @	\$ 22.75 \$ 4,371.19
<b>Repair/Maintenance</b>	2% of Annual Cost		\$ 502.50
	<i>Repairs/Maint</i>		\$ 3,989.99

<b><u>NON Cash Expenses</u></b>	
<b>Baler Depreciation</b>	\$ 2,353.70
<b>Building Depreciation</b>	\$ 6,119.46
	\$ 8,473.16

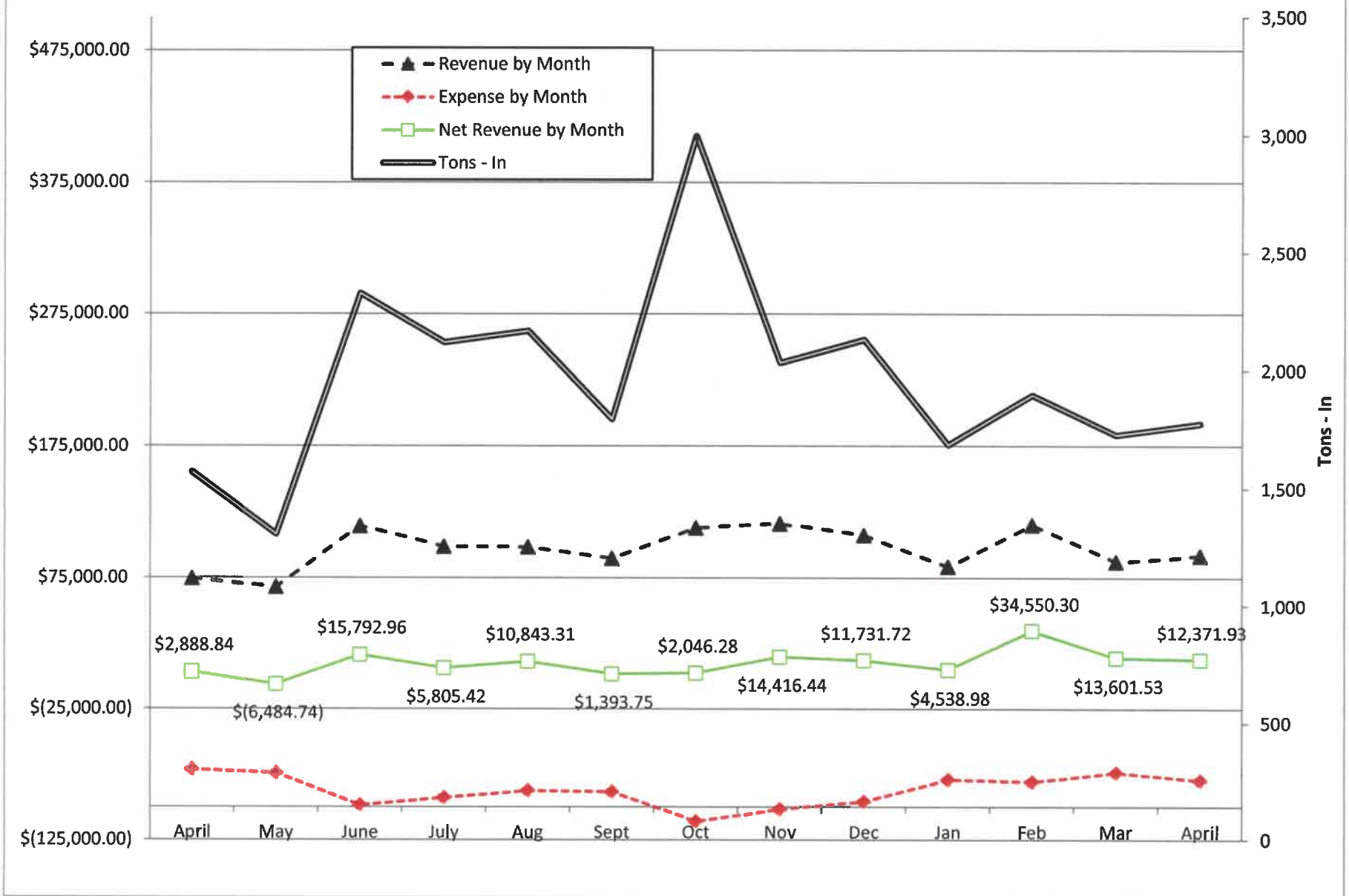
**Expenses \$ 79,631.20**

**NOTES**

Avoided Disposal Fees \$ 15,250.15  
Saved Airspace 655.04 cy

**Total Revenues \$ 92,003.13**  
**Total Expense \$ 79,631.20**  
**Net Revenue \$ 12,371.93**

## Materials Recovery Facility Trend Report - April 2021



Target Recycling					2021	2020	2019	2018	
Commodity	Loads	Tons	Pounds	\$\$\$\$	\$ per ton	\$ per ton	\$ per ton	\$ per ton	
January	Cardboard	33	144.85	289,700	\$6,518.25	\$ 95.00	\$ 45.00	\$ 95.00	\$ 125.00
	Mixed Paper	3	13.44	26,880	\$134.40	\$ 45.00	\$ 10.00	\$ 15.00	\$ 45.00
	PET	1	4.36	8,720	\$959.20	\$ 160.00	\$ 220.00	\$ 320.00	\$ 310.00
	Alum	1	1.20	2,400	\$1,008.00	\$ 1,030.00	\$ 840.00	\$ 1,200.00	\$ 1,430.00
	<b><i>totals</i></b>	<b>38</b>	<b>163.85</b>	<b>325,300</b>	<b>\$8,619.85</b>				
February	Cardboard	31	138.35	276,700	\$6,917.50	\$ 95.00	\$ 50.00	\$ 85.00	\$ 120.00
	Mixed Paper	2	9.78	19,560	\$48.90	\$ 40.00	\$ 5.00	\$ 10.00	\$ 40.00
	PET	1	0.77	1,540	\$184.80	\$ 190.00	\$ 240.00	\$ 340.00	\$ 280.00
	Alum	1	0.94	1,880	\$902.40	\$ 1,130.00	\$ 960.00	\$ 1,160.00	\$ 1,420.00
	<b><i>totals</i></b>	<b>35</b>	<b>149.84</b>	<b>297,800</b>	<b>\$8,053.60</b>				
March	Cardboard	37	174.86	349,720	\$10,491.60	\$ 100.00	\$ 60.00	\$ 75.00	\$ 105.00
	Mixed Paper	5	32.52	65,040	\$162.60	\$ 40.00	\$ 5.00	\$ 10.00	\$ 35.00
	PET	3	5.94	11,880	\$1,485.00	\$ 215.00	\$ 250.00	\$ 300.00	\$ 270.00
	Alum	0	0.00	0	\$0.00	\$ 1,280.00	\$ 760.00	\$ 600.00	\$ 1,460.00
	<b><i>totals</i></b>	<b>45</b>	<b>213.32</b>	<b>426,640</b>	<b>\$12,139.20</b>				
April	Cardboard	28	128.12	256,240	\$12,171.40	\$ 105.00	\$ 95.00	\$ 60.00	\$ 95.00
	Mixed Paper	7	31.57	63,140	\$315.70	\$ 40.00	\$ 10.00	\$ 10.00	\$ 20.00
	PET	1	2.09	4,180	\$418.00	\$ 300.00	\$ 200.00	\$ 320.00	\$ 320.00
	Alum	2	1.65	3,300	\$1,254.00	\$ 1,360.00	\$ 760.00	\$ 1,000.00	\$ 1,200.00
	<b><i>totals</i></b>	<b>38</b>	<b>163.43</b>	<b>323,560</b>	<b>\$14,159.10</b>				
May	Cardboard	0	0.00	0	\$0.00	\$ -	\$ 135.00	\$ 50.00	\$ 90.00
	Mixed Paper	0	0.00	0	\$0.00	\$ -	\$ 25.00	\$ 10.00	\$ 10.00
	PET	0	0.00	0	\$0.00	\$ -	\$ 200.00	\$ 320.00	\$ 320.00
	Alum	0	0.00	0	\$0.00	\$ -	\$ 760.00	\$ 1,000.00	\$ 1,400.00
	<b><i>totals</i></b>	<b>0</b>	<b>0.00</b>	<b>0</b>	<b>\$0.00</b>				
June	Cardboard	0	0.00	0	\$0.00	\$ -	\$ 100.00	\$ 45.00	\$ 90.00
	Mixed Paper	0	0.00	0	\$0.00	\$ -	\$ 25.00	\$ 10.00	\$ 10.00
	PET	0	0.00	0	\$0.00	\$ -	\$ 190.00	\$ 320.00	\$ 320.00
	Alum	0	0.00	0	\$0.00	\$ -	\$ 760.00	\$ 1,000.00	\$ 1,400.00
	<b><i>totals</i></b>	<b>0</b>	<b>0.00</b>	<b>0</b>	<b>\$0.00</b>				
July	Cardboard	0	0.00	0	\$0.00	\$ -	\$ 80.00	\$ 45.00	\$ 95.00
	Mixed Paper	0	0.00	0	\$0.00	\$ -	\$ 25.00	\$ 10.00	\$ 10.00
	PET	0	0.00	0	\$0.00	\$ -	\$ 190.00	\$ 305.00	\$ 340.00
	Alum	0	0.00	0	\$0.00	\$ -	\$ 780.00	\$ 1,020.00	\$ 1,440.00
	<b><i>totals</i></b>	<b>0</b>	<b>0.00</b>	<b>0</b>	<b>\$0.00</b>				
August	Cardboard	0	0.00	0	\$0.00	\$ -	\$ 80.00	\$ 45.00	\$ 100.00
	Mixed Paper	0	0.00	0	\$0.00	\$ -	\$ 25.00	\$ 10.00	\$ 10.00
	PET	0	0.00	0	\$0.00	\$ -	\$ 180.00	\$ 280.00	\$ 340.00
	Alum	0	0.00	0	\$0.00	\$ -	\$ 1,020.00	\$ 1,020.00	\$ 1,440.00
	<b><i>totals</i></b>	<b>0</b>	<b>0.00</b>	<b>0</b>	<b>\$0.00</b>				
September	Cardboard	0	0.00	0	\$0.00	\$ -	\$ 80.00	\$ 45.00	\$ 100.00
	Mixed Paper	0	0.00	0	\$0.00	\$ -	\$ 30.00	\$ 10.00	\$ 10.00
	PET	0	0.00	0	\$0.00	\$ -	\$ 170.00	\$ 260.00	\$ 340.00
	Alum	0	0.00	0	\$0.00	\$ -	\$ 980.00	\$ 1,000.00	\$ 1,420.00
	<b><i>totals</i></b>	<b>0</b>	<b>0.00</b>	<b>0</b>	<b>\$0.00</b>				
October	Cardboard	0	0.00	0	\$0.00	\$ -	\$ 80.00	\$ 45.00	\$ 100.00
	Mixed Paper	0	0.00	0	\$0.00	\$ -	\$ 35.00	\$ 10.00	\$ 10.00
	PET	0	0.00	0	\$0.00	\$ -	\$ 140.00	\$ 200.00	\$ 340.00
	Alum	0	0.00	0	\$0.00	\$ -	\$ 980.00	\$ 980.00	\$ 1,400.00
	<b><i>totals</i></b>	<b>0</b>	<b>0.00</b>	<b>0</b>	<b>\$0.00</b>				
November	Cardboard	0	124.84	249,680	\$9,987.20	\$ -	\$ 80.00	\$ 45.00	\$ 100.00
	Mixed Paper	0	21.00	42,000	\$840.00	\$ -	\$ 40.00	\$ 10.00	\$ 10.00
	PET	0	0.00	0	\$0.00	\$ -	\$ 160.00	\$ 220.00	\$ 320.00
	Alum	0	0.00	0	\$0.00	\$ -	\$ 940.00	\$ 280.00	\$ 1,380.00
	<b><i>totals</i></b>	<b>0</b>	<b>145.84</b>	<b>291,680</b>	<b>\$10,827.20</b>				
December	Cardboard	0	0.00	0	\$0.00	\$ -	\$ 90.00	\$ 45.00	\$ 95.00
	Mixed Paper	0	0.00	0	\$0.00	\$ -	\$ 45.00	\$ 10.00	\$ 15.00
	PET	0	0.00	0	\$0.00	\$ -	\$ 0.08	\$ 220.00	\$ 340.00
	Alum	0	0.00	0	\$0.00	\$ -	\$ 0.52	\$ 760.00	\$ 1,380.00
	<b><i>totals</i></b>	<b>0</b>	<b>0.00</b>	<b>0</b>	<b>\$0.00</b>				
<b><i>Totals</i></b>	<b>156</b>	<b>836.28</b>	<b>1,664,980</b>	<b>\$53,798.95</b>					
	<b>Loads</b>	<b>Tons</b>	<b>Pounds</b>	<b>\$\$\$\$</b>	<b>2021</b>	<b>2020</b>	<b>2019</b>	<b>2018</b>	
Cardboard	<b>129</b>	<b>711.02</b>	<b>1,422,040</b>	<b>\$46,085.95</b>	Avg \$ for Year <b>\$98.75</b>	Avg \$ for Year <b>\$88.64</b>	Avg \$ for Year <b>\$56.67</b>	Avg \$ for Year <b>\$101.25</b>	
Mixed Paper	<b>17</b>	<b>108.31</b>	<b>216,620</b>	<b>\$1,501.60</b>	<b>\$41.25</b>	<b>\$25.45</b>	<b>\$10.42</b>	<b>\$18.75</b>	
PET	<b>6</b>	<b>13.16</b>	<b>26,320</b>	<b>\$3,047.00</b>	<b>\$216.25</b>	<b>\$194.55</b>	<b>\$283.75</b>	<b>\$320.00</b>	
Alum	<b>4</b>	<b>3.79</b>	<b>7,580</b>	<b>\$3,164.40</b>	<b>\$1,200.00</b>	<b>\$867.32</b>	<b>\$918.33</b>	<b>\$1,397.50</b>	

# April 2021

## TARGET RECYCLING AT SCHOOL MONTHLY REPORT

WWW.DWSWA.ORG  
706-278-5001

**Target Recycling**, managed by the Dalton-Whitfield Solid Waste Authority's Recycling Center in Dalton, provides collection of recyclables at no charge to local businesses and schools interested in recycling. Recycling collection saves local school districts hundreds of dollars in waste collection fees each month.

## Overall Recycling Rates

### Top Five Schools for April 2021

School	School Pop.	Quantity (lbs)	Per-Capita (lb/student)
Learning Tree Elem. School Private	60	1,270	21.2
New Hope Middle School	388	5,860	15.1
Dug Gap Elementary School	247	2,460	10.0
Cedar Ridge Elementary School	281	1,780	6.3
Varnell Elementary School	256	1,400	5.5
<b>Total</b>	<b>1,232</b>	<b>12,770</b>	<b>10.4</b>

During the month of April 2021 all of the schools recycling with Target Recycling collected a total of 48,550 pounds of recyclable materials for a recycling rate of 2.7 pounds per student.

That saves approximately 412 trees! It also weighs approximately 3,734 surfboards!

Recycling Rates are calculated by dividing the number of students at the school by the weight (in pounds) of the recyclables collected during a one-month period.

\* If there is an error in student population count for your school please call us to update the report at 706-278-5001.

## Individual School Recycling Rates

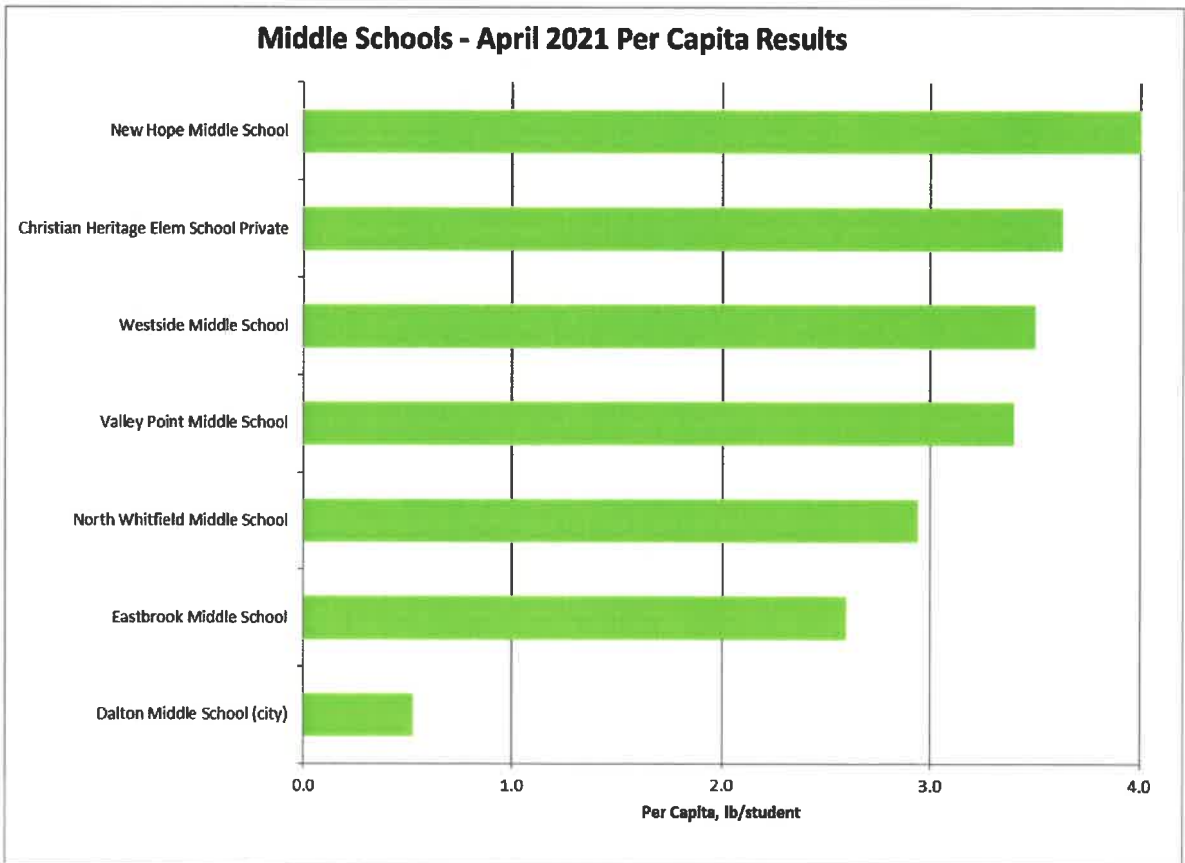
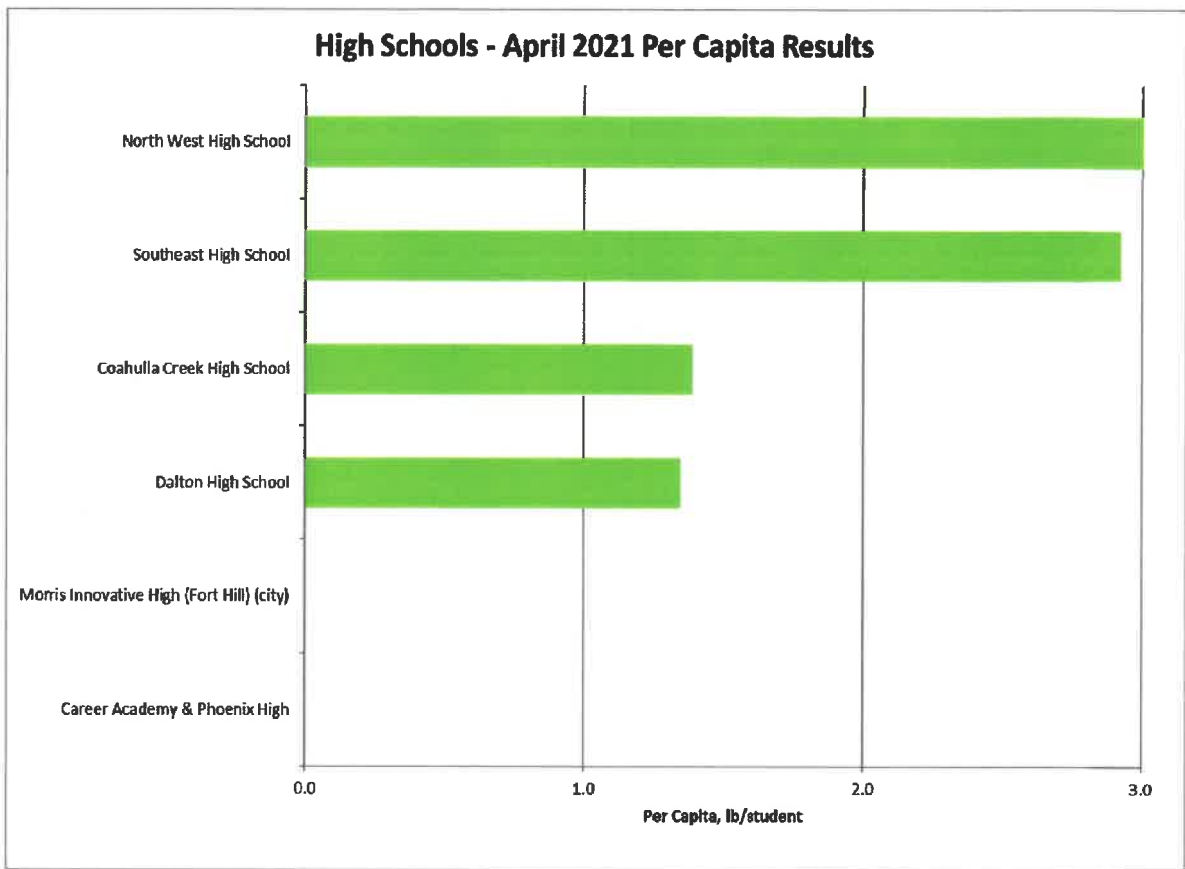
High Schools	School Population	Total Pounds	Per-Capita (lb/student)
Career Academy & Phoenix High	790	0	0.0
Coahulla Creek High School	829	1150	1.4
Dalton High School	2096	2820	1.3
Morris Innovative High (Fort Hill) (city)	267	0	0.0
North West High School	953	3330	3.5
Southeast High School	984	2880	2.9
<b>Totals</b>	<b>5,919</b>	<b>10,180</b>	<b>1.7</b>

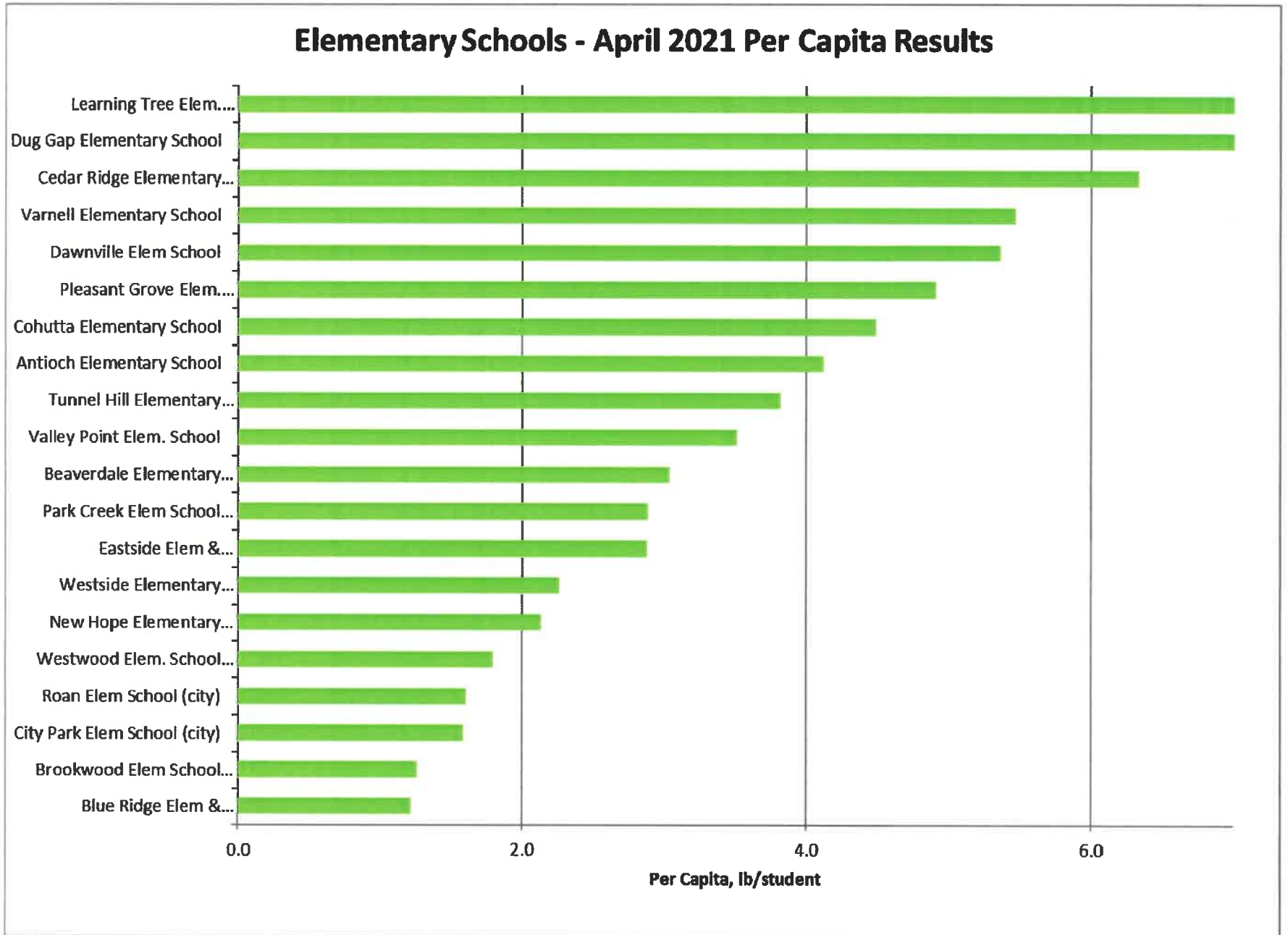
Target Recycling at School takes the collection program a step further by providing a complimentary Environmental Education program that teaches student to be more environmentally friendly.



Middle Schools	School Population	Total Pounds	Per-Capita (lb/student)
Christian Heritage Elem School Private	421	1530	3.6
Dalton Middle School (city)	1764	940	0.5
Eastbrook Middle School	481	1250	2.6
New Hope Middle School	388	5860	15.1
North Whitfield Middle School	550	1620	2.9
Valley Point Middle School	356	1210	3.4
Westside Middle School	314	1100	3.5
<b>Totals</b>	<b>4,274</b>	<b>13,510</b>	<b>3.2</b>

Elementary Schools	School Population	Total Pounds	Per-Capita (lb/student)
Antioch Elementary School	313	1290	4.1
Beaverdale Elementary School	306	930	3.0
Blue Ridge Elem & Northstar School (city)	955	1170	1.2
Brookwood Elem School (city)	656	830	1.3
Cedar Ridge Elementary School	281	1780	6.3
City Park Elem School (city)	718	1140	1.6
Cohutta Elementary School	205	920	4.5
Dawnville Elem School	330	1770	5.4
Dug Gap Elementary School	247	2460	10.0
Eastside Elem & Crossroads Academy School	385	1110	2.9
Learning Tree Elem. School Private	60	1270	21.2
New Hope Elementary School	426	910	2.1
Park Creek Elem School (city)	589	1700	2.9
Pleasant Grove Elem. School	279	1370	4.9
Roan Elem School (city)	454	730	1.6
Tunnel Hill Elementary School	238	910	3.8
Valley Point Elem. School	322	1130	3.5
Varnell Elementary School	256	1400	5.5
Westside Elementary School	450	1020	2.3
Westwood Elem. School (city)	568	1020	1.8
<b>Totals</b>	<b>8,038</b>	<b>24,860</b>	<b>3.1</b>







**CONVENIENCE CENTERS -- VOLUNTARY DROP-OFF RECYCLING  
2021**

	January	February	March	QTR - 1	April	May	June	QTR - 2
<b>McGaughey Chapel</b>								
Waste	217.23	185.27	256.87	659.37	221.57			221.57
Recycle	15.33	8.22	16.24	39.79	12.51			12.51
Target Recycle	0.17	0.14	0.15	0.46	0.16			0.16
Total Recycled	15.50	8.36	16.39	40.25	12.67	0.00	0.00	12.67
<b>% RECYCLED</b>	<b>6.66%</b>	<b>4.32%</b>	<b>6.00%</b>	<b>5.75%</b>	<b>5.41%</b>	<b>#DIV/0!</b>	<b>#DIV/0!</b>	<b>5.41%</b>
<b>MLK</b>								
Waste	356.43	315.78	396.00	1,068.21	368.81			368.81
Recycle	22.05	17.22	23.74	63.01	23.76			23.76
Target Recycle	0.17	0.15	0.18	0.49	0.17			0.17
Total Recycled	22.22	17.37	23.92	63.50	23.93	0.00	0.00	23.93
<b>% RECYCLED</b>	<b>5.87%</b>	<b>5.21%</b>	<b>5.70%</b>	<b>5.61%</b>	<b>6.09%</b>	<b>#DIV/0!</b>	<b>#DIV/0!</b>	<b>6.09%</b>
<b>Old Dixie</b>								
Waste	349.82	306.55	396.07	1,052.44	454.77			454.77
Recycle	13.21	16.96	13.03	43.20	18.50			18.50
Target Recycle	0.13	0.17	0.16	0.45	0.14			0.14
Total Recycled	13.34	17.13	13.19	43.65	18.64	0.00	0.00	18.64
<b>% RECYCLED</b>	<b>3.67%</b>	<b>5.29%</b>	<b>3.22%</b>	<b>3.98%</b>	<b>3.94%</b>	<b>#DIV/0!</b>	<b>#DIV/0!</b>	<b>3.94%</b>
<b>Westside</b>								
Waste	170.63	146.66	157.53	474.82	169.96			169.96
Recycle	10.54	12.08	11.15	33.77	13.68			13.68
Target Recycle	0.18	0.16	0.16	0.49	0.17			0.17
Total Recycled	10.72	12.24	11.31	34.26	13.85	0.00	0.00	13.85
<b>% RECYCLED</b>	<b>5.91%</b>	<b>7.70%</b>	<b>6.70%</b>	<b>6.73%</b>	<b>7.53%</b>	<b>#DIV/0!</b>	<b>#DIV/0!</b>	<b>7.53%</b>

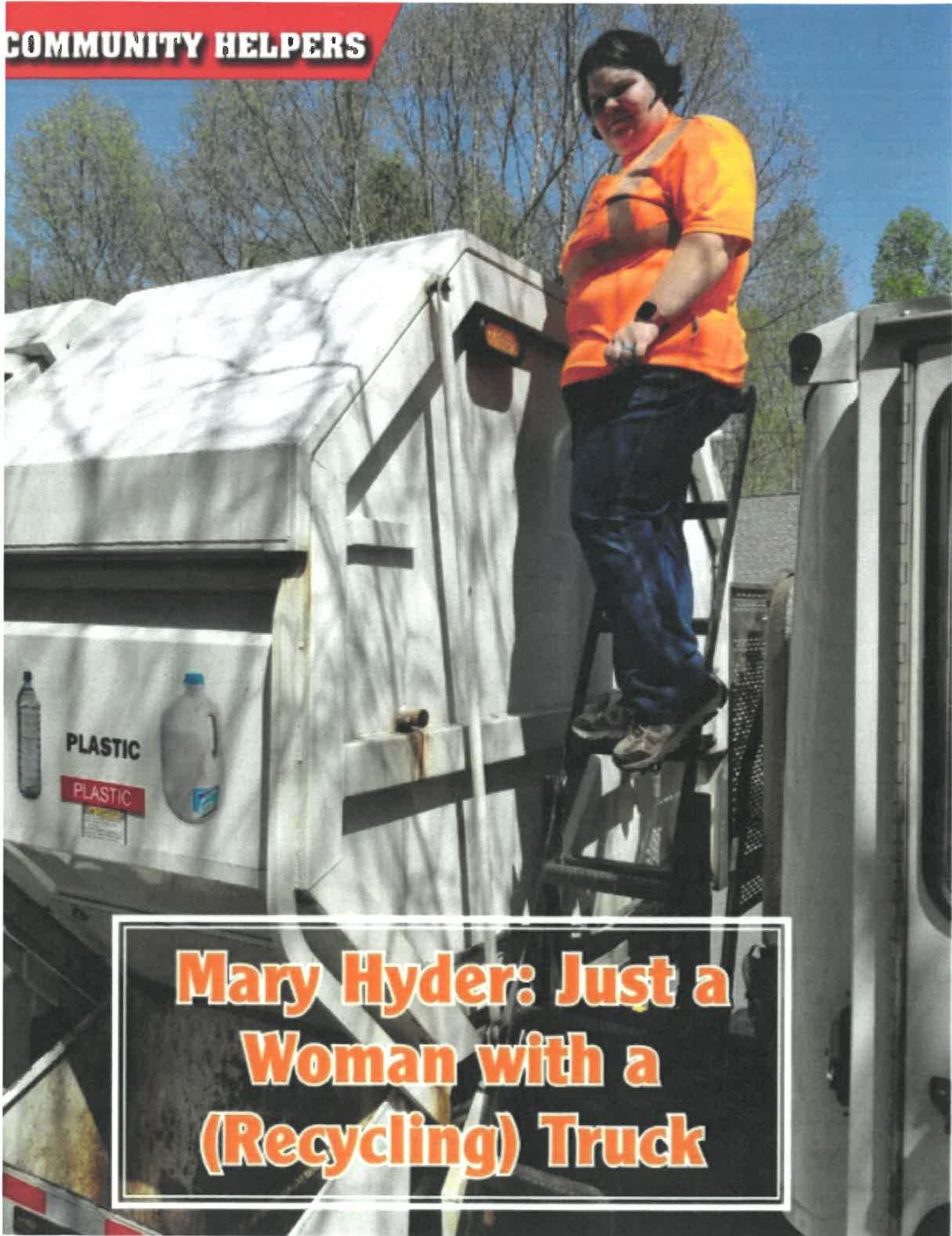


**Recycling and Education Program  
Coordinator Amy Hartline**

*Amy Hartline*

BY RACHEL BROWN KIRKLAND · CONTRIBUTED PHOTOS

**H**ave you ever wondered exactly what happens locally to all that trash we produce? Amy Hartline, an educator and recycling coordinator for the Dalton-Whitfield Solid Waste Authority, recently spoke with Dalton Living Magazine about where all that garbage goes, what it takes to run a waste disposal program, and how each of us can play a role in making our world a little bit cleaner.



**Mary Hyder: Just a Woman with a (Recycling) Truck**

# KDWB Project Report: "Among the Someone"

EDITOR'S PICK FEATURED

## Bridging the gap: Sculpture unveiled on East Morris Street

By Charles Oliver

charlesoliver@dailycitizen.news Apr 23, 2021

3 of 7



Charles Oliver/Daily Citizen-News

Macey Beck points to an image of herself fishing off of a bridge that is part of a sculpture unveiled Thursday on East Morris Street. Her father Chris created the sculpture.

