



DALTON-WHITFIELD REGIONAL SOLID WASTE MANAGEMENT AUTHORITY AGENDA

MAY 16, 2022

4:00 PM

**DALTON CITY HALL -1ST FLOOR, MAYOR & COUNCIL CHAMBERS, 300 WAUGH STREET,
DALTON, GEORGIA**

I. OLD BUSINESS

- A. Approval of Minutes – April 18, 2022**
- B. Approval of Executive Session Minutes – April 18, 2022**

II. NEW BUSINESS

- A. Georgia SWANA Road-E-O Results / Employee Acknowledgments**
- B. Financial & Operational Reports**
 - 1. Status of Accounts – April
 - 2. Rainfall Report
 - 3. Landfill Tonnage and Pricing
 - 4. Investments and Financial Status
- C. Construction / Special Project Report**
 - 1. Cell 6 Construction Update
- D. Recycling / Other Reports**
 - 1. MRF Report – April
 - 2. Target Recycling Program Update
 - 3. Recovered Materials Markets
 - 4. School Recycling Report – April
 - 5. Curbside Recycling Report – City of Dalton – March
 - 6. Convenience Center Recycling
 - 7. Other

III. Adjourn



Dalton-Whitfield Regional Solid Waste Management Authority

MINUTES FROM MEETING HELD April 18, 2022

Tyree Goodlett called the meeting to order at 4:00 p.m.

Members present – Tyree Goodlett, Jevin Jensen, Greg Jones and Benny Dunn

Others present are listed below:

Henry Tharpe – Sponcler & Tharpe

Staff – Dirk Verhoeff, Seth Lassitter, Michael Foxx and Amy Hartline

A motion was made to amend the agenda to add Approval of Executive Session Minutes for the March 21, 2022 meeting. The motion was approved unanimously as follows:

MOTION: Pennington
SECOND: Jensen

I. OLD BUSINESS

A. Approval of Minutes – March 21, 2022

Members received and reviewed written copies of the minutes from the March 21, 2022 meeting. The minutes were approved unanimously as follows:

MOTION: Jones
SECOND: Dunn

B. Approval of Executive Session Minutes – March 21, 2022

Members received and reviewed written copies of executive sessions minutes identified above. The minutes were approved unanimously as follows:

MOTION: Jensen
SECOND: Jones

II. NEW BUSINESS

A. Financial & Operational Reports

1. Status of Accounts – March 2022

Dirk Verhoeff reviewed the status of accounts for March 2022. Dirk mentioned that the GRANTS line number need to be moved to the RECYCLING REVENUE line. All revenue line items were above budget with the exception of Landfill Gas, interest income and Miscellaneous Revenue. Dirk again pointed out that there have been no encumbrances from the Leachate Transportation and Disposal line item because City of Dalton Finance has been applying it to the utilities line item. Dirk has requested the finance department to correct the error. Dirk also mentioned that a budget

amendment will be needed to account for the significant increase in fuel and gasoline costs.

2. **Rainfall Report**

Dirk Verhoeff reviewed the rainfall data through April 14, 2022. Dirk reported that we received 102% of normal rainfall in March and currently at 70% of normal for April.

B. Construction / Special Project Report

1. **Cell 6 Construction Update**

Seth Lassitter provided a progress update for the Phase 6 Cell 6 landfill construction. The draft construction drawings, E&S Plan drawings and RFP package have been reviewed and approved. The receipt of drainage material is a little behind schedule. We will convey our concerns to the supplier and transporter. There was some discussion regarding delivery deadline. Dirk mentioned that the quote/agreement likely has date range specifying delivery by quarry.

2. **Landfill Gas Project**

Dirk Verhoeff informed the board that he met with Trinseo to discuss potential to deliver landfill gas. Dirk provided to Trinseo cost estimates to get collection and delivery equipment up and running in order to provide gas. It would be preferred for Trinseo to cover these costs and perform future repairs. No agreement was made with Trinseo and the discussion will continue.

C. Recycling / Other Reports

The board reviewed the following reports and heard highlights from each.

1. MRF Report – March
2. Target Recycling Program Update
3. Recovered Materials Markets
4. School Recycling Report - March
5. Curbside Recycling Report – City of Dalton – March
6. Convenience Center Recycling

D. Enter into Executive Session

A motion was made to enter into Executive Session to discuss potential litigation on the following motion:

MOTION: Jones
SECOND: Jensen

E. Adjourn from Executive Session – (Potential Litigation)

The Authority adjourned from their Executive Session and returned to their regular meeting on the following motion.

MOTION: Jones
SECOND: Jensen

F. Adjourn from Regular Meeting after exiting Executive Session

The Authority adjourned from their regular meeting on the following motion:

MOTION: Jones
SECOND: Dunn

The Authority adjourned unanimously.

Tyree Goodlett, Chairman

Dirk Verhoeff, Secretary/Treasurer

Recorded & Approved



Dalton-Whitfield Regional Solid Waste Management Authority
MINUTES FROM THE EXECUTIVE SESSION HELD April 18, 2022

The board closed the regular meeting and began the Executive Session on the following motion:

MOTION: Jones
SECOND: Jensen

A. Executive Session –Litigation Update

Tyree Goodlett called the Executive Session to order.

Board Attorney Henry Tharpe made an attorney client privileged report of the status and issues related to the current litigation pending in Federal court.

No action was taken on the above matter and the board adjourned the Executive Session and returned to the regular meeting on the following motion:

MOTION: Jones
SECOND: Jensen

 Tyree Goodlett, Chairman

 Jevin Jensen

 David Pennington

 Benny Dunn

 Greg Jones

 Dirk Verhoeff, Executive Director

 Recorded & Approved

YEAR-TO-DATE BUDGET REPORT

FOR 2022 04

ACCOUNTS FOR:	ORIGINAL APPROP	TRANFRS/ ADJSTMTS	REVISED BUDGET	YTD ACTUAL	ENCUMBRANCES	AVAILABLE BUDGET	PCT USE/COL
0050 LANDFILL-ENTERPRISE FUND							
500001 REVENUES							
500001 331125 GRANTS	0	0	0	-7,233.81	.00	7,233.81	100.0%
500001 344200 MRF REVENUES	-350,000	0	-350,000	-168,291.81	.00	-181,708.19	48.1%*
500001 344250 RECYCLING REVENUE	-65,000	0	-65,000	-37,855.31	.00	-27,144.69	58.2%*
500001 344300 LFG REVENUE	-105,000	0	-105,000	.00	.00	-105,000.00	.0%*
500001 344400 LANDFILL FEES	-7,750,000	0	-7,750,000	-2,577,632.23	.00	-5,172,367.77	33.3%*
500001 349950 CASH (OVER) SHORT	0	0	0	-.25	.00	.25	100.0%
500001 361400 INTEREST INCOME	-38,000	0	-38,000	-8,588.84	.00	-29,411.16	22.6%*
500001 389000 MISCELLANEOUS REV	-20,000	0	-20,000	-2,217.86	.00	-17,782.14	11.1%*
TOTAL REVENUES	-8,328,000	0	-8,328,000	-2,801,820.11	.00	-5,526,179.89	33.6%

YEAR-TO-DATE BUDGET REPORT

FOR 2022 04

ACCOUNTS FOR:	ORIGINAL APPROP	TRANFRS/ADJSTMTS	REVISED BUDGET	YTD ACTUAL	ENCUMBRANCES	AVAILABLE BUDGET	PCT USE/COL
0050 LANDFILL-ENTERPRISE FUND							
504210 LANDFILL DEVELOPMENT							
504210 000610 ENGINEERING	300,000	0	300,000	13,700.00	.00	286,300.00	4.6%
504210 000660 CELL CONSTRUCTION	2,020,000	0	2,020,000	.00	.00	2,020,000.00	.0%
504210 000690 CONSTRUCTION QA/Q	250,000	0	250,000	3,677.57	.00	246,322.43	1.5%
504210 000760 MATERIALS/CONTRAC	1,500,000	0	1,500,000	227,806.31	6,208.97	1,265,984.72	15.6%
504210 000790 LEACHATE PRE-TREA	55,000	0	55,000	9,393.25	.00	45,606.75	17.1%
504210 001100 UNDERDRAINING	5,000	0	5,000	.00	.00	5,000.00	.0%
504210 001110 CLEARING/GRUBBING	5,000	0	5,000	.00	.00	5,000.00	.0%
504210 521210 PROFESSIONAL - LE	2,000	0	2,000	.00	.00	2,000.00	.0%
504210 522210 BUILDING REPAIRS	375,000	0	375,000	.00	.00	375,000.00	.0%
504210 579000 CONTINGENCY	10,000	0	10,000	.00	.00	10,000.00	.0%
TOTAL LANDFILL DEVELOPMENT	4,522,000	0	4,522,000	254,577.13	6,208.97	4,261,213.90	5.8%

YEAR-TO-DATE BUDGET REPORT

FOR 2022 04

ACCOUNTS FOR:	ORIGINAL	TRNFRS/	REVISED	YTD ACTUAL	ENCUMBRANCES	AVAILABLE	PCT
0050 LANDFILL-ENTERPRISE FUND	APPROP	ADJSTMTS	BUDGET			BUDGET	USE/COL
504240 LANDFILL OPERATION							
504240 000120 SAFETY PROGRAMS	18,000	0	18,000	2,035.86	.00	15,964.14	11.3%
504240 000190 REGULAR AUDIT	40,000	0	40,000	800.00	.00	39,200.00	2.0%
504240 000205 DALTON ALLOCATION	56,578	0	56,578	18,858.00	.00	37,720.00	33.3%
504240 000402 REPAIRS - TIRES	15,000	0	15,000	3,565.18	.00	11,434.82	23.8%
504240 000404 REPAIRS - LT EQUI	3,000	0	3,000	1,607.03	.00	1,392.97	53.6%
504240 000592 TIRE PURCHASES	38,000	0	38,000	12,790.75	.00	25,209.25	33.7%
504240 000594 PURCHASES - LT EQ	14,165	0	14,165	2,646.67	.00	11,518.33	18.7%
504240 000610 ENGINEERING	105,000	0	105,000	13,256.00	.00	91,744.00	12.6%
504240 000760 MATERIALS/CONTRAC	200,000	0	200,000	63,297.76	1,994.39	134,707.85	32.6%
504240 000770 BRUSH GRINDING	120,000	0	120,000	31,140.00	7,560.00	81,300.00	32.3%
504240 000780 INMATE CONTRACTS	100,000	0	100,000	26,733.99	8,333.33	64,932.68	35.1%
504240 001020 COMPUTER SOFTWARE	2,000	0	2,000	.00	.00	2,000.00	.0%
504240 001590 GEORGIA SUPERFUND	202,589	0	202,589	.00	.00	202,589.00	.0%
504240 001690 ENVIRONMENTAL TES	65,000	0	65,000	1,311.03	.00	63,688.97	2.0%
504240 001740 RECYCLING/EDUCATI	74,500	0	74,500	6,044.15	34.20	68,421.65	8.2%
504240 001742 RECYCLING EDUCATI	30,000	0	30,000	375.89	.00	29,624.11	1.3%
504240 001750 TIRE RECYCLING	45,000	0	45,000	9,659.00	2,241.00	33,100.00	26.4%
504240 001900 LEACHATE TRANSPOR	100,000	0	100,000	504.00	.00	99,496.00	.5%
504240 039990 CAPITAL OUTLAY	30,000	1,209,500	1,239,500	210,141.05	.00	1,029,358.95	17.0%
504240 511100 WAGES - REGULAR	2,090,280	0	2,090,280	570,370.17	.00	1,519,909.83	27.3%
504240 511200 WAGES - PART TIME	62,088	0	62,088	8,318.50	.00	53,769.50	13.4%
504240 511300 WAGES - OVERTIME	294,390	0	294,390	82,604.05	.00	211,785.95	28.1%
504240 511310 WAGES - BONUS	4,500	0	4,500	.00	.00	4,500.00	.0%
504240 512100 GROUP INSURANCE	452,515	0	452,515	129,039.27	.00	323,475.73	28.5%
504240 512200 FICA & MEDICARE	187,177	0	187,177	50,741.30	.00	136,435.70	27.1%
504240 512401 RETIREMENT DCP	196,104	0	196,104	48,344.18	.00	147,759.82	24.7%
504240 512402 RETIREMENT DBP	77,270	0	77,270	23,279.54	.00	53,990.46	30.1%*
504240 512600 UNEMPLOYMENT COMP	5,000	0	5,000	.00	.00	5,000.00	.0%
504240 512700 WORKERS COMPENSAT	50,000	0	50,000	11,124.99	.00	38,875.01	22.2%
504240 512900 OTHER EMPLOYEE BE	13,306	0	13,306	4,151.69	.00	9,154.31	31.2%
504240 521210 PROFESSIONAL - LE	116,000	0	116,000	12,098.50	9,744.00	94,157.50	18.8%
504240 522210 BUILDING MAINTENA	45,000	0	45,000	7,464.49	.00	37,535.51	16.6%
504240 522220 EQUIPMENT MAINT &	60,500	0	60,500	17,969.56	.00	42,530.44	29.7%
504240 522320 RENTAL - EQUIPMEN	10,000	0	10,000	.00	.00	10,000.00	.0%
504240 523100 INSURANCE COMMERC	82,726	0	82,726	623.00	.00	82,103.00	.8%
504240 523200 COMMUNICATIONS	29,000	0	29,000	8,045.11	265.53	20,689.36	28.7%
504240 523300 ADVERTISING	2,000	0	2,000	617.10	630.00	752.90	62.4%
504240 523620 CREDIT CARD & BAN	11,000	0	11,000	5,530.57	.00	5,469.43	50.3%
504240 523640 VEHICLE IMPACT FE	2,500	0	2,500	.00	.00	2,500.00	.0%
504240 531100 SUPPLIES - GENERA	11,000	0	11,000	2,370.99	29.97	8,599.04	21.8%

YEAR-TO-DATE BUDGET REPORT

FOR 2022 04							
ACCOUNTS FOR:	ORIGINAL	TRANFRS/	REVISED	YTD ACTUAL	ENCUMBRANCES	AVAILABLE	PCT
0050 LANDFILL-ENTERPRISE FUND	APPROP	ADJSTMTS	BUDGET			BUDGET	USE/COL
504240 531110 SUPPLIES - OFFICE	8,810	0	8,810	1,013.59	163.42	7,632.99	13.4%
504240 531120 UNIFORMS	25,000	0	25,000	5,393.96	1,849.01	17,757.03	29.0%
504240 531140 SUPPLIES - PARTS	190,000	0	190,000	45,270.34	933.29	143,796.37	24.3%
504240 531200 UTILITIES	78,150	0	78,150	35,320.43	.00	42,829.57	45.2%
504240 531200 360L UTILITIES	0	0	0	13,167.97	.00	-13,167.97	100.0%*
504240 531270 GASOLINE	414,000	0	414,000	162,333.35	20,293.67	231,372.98	44.1%
504240 531275 DIESEL	0	0	0	96.00	.00	-96.00	100.0%*
504240 531600 SMALL EQUIPMENT <	670,500	-640,500	30,000	1,197.06	.00	28,802.94	4.0%
504240 531700 OTHER SUPPLIES	5,000	0	5,000	533.84	.00	4,466.16	10.7%
504240 579000 CONTINGENCY	100,000	-10,000	90,000	.00	.00	90,000.00	.0%
TOTAL LANDFILL OPERATION	6,552,648	559,000	7,111,648	1,651,785.91	54,071.81	5,405,790.28	24.0%

YEAR-TO-DATE BUDGET REPORT

FOR 2022 04

ACCOUNTS FOR:	ORIGINAL APPROP	TRANFRS/ADJSTMS	REVISED BUDGET	YTD ACTUAL	ENCUMBRANCES	AVAILABLE BUDGET	PCT USE/COL
0050 LANDFILL-ENTERPRISE FUND							
504260 METHANE GAS OPERATIONS							
504260 000610 ENGINEERING	8,480	0	8,480	1,400.00	.00	7,080.00	16.5%
504260 000625 TREATMENT EQUIP M	20,000	0	20,000	848.16	.00	19,151.84	4.2%
504260 000690 CONSTRUCTION QA/Q	20,000	-6,000	14,000	.00	.00	14,000.00	.0%
504260 000760 MATERIALS/CONTRAC	5,000	0	5,000	575.34	.00	4,424.66	11.5%
504260 521210 PROFESSIONAL - LE	3,500	0	3,500	.00	.00	3,500.00	.0%
504260 522320 RENTAL - EQUIPMEN	2,000	0	2,000	106.33	.00	1,893.67	5.3%
504260 523100 INSURANCE COMMERC	36,000	16,000	52,000	.00	.00	52,000.00	.0%
504260 531200 UTILITIES	20,000	0	20,000	5,587.54	.00	14,412.46	27.9%
504260 579000 CONTINGENCY	10,000	0	10,000	.00	.00	10,000.00	.0%
TOTAL METHANE GAS OPERATIONS	124,980	10,000	134,980	8,517.37	.00	126,462.63	6.3%

YEAR-TO-DATE BUDGET REPORT

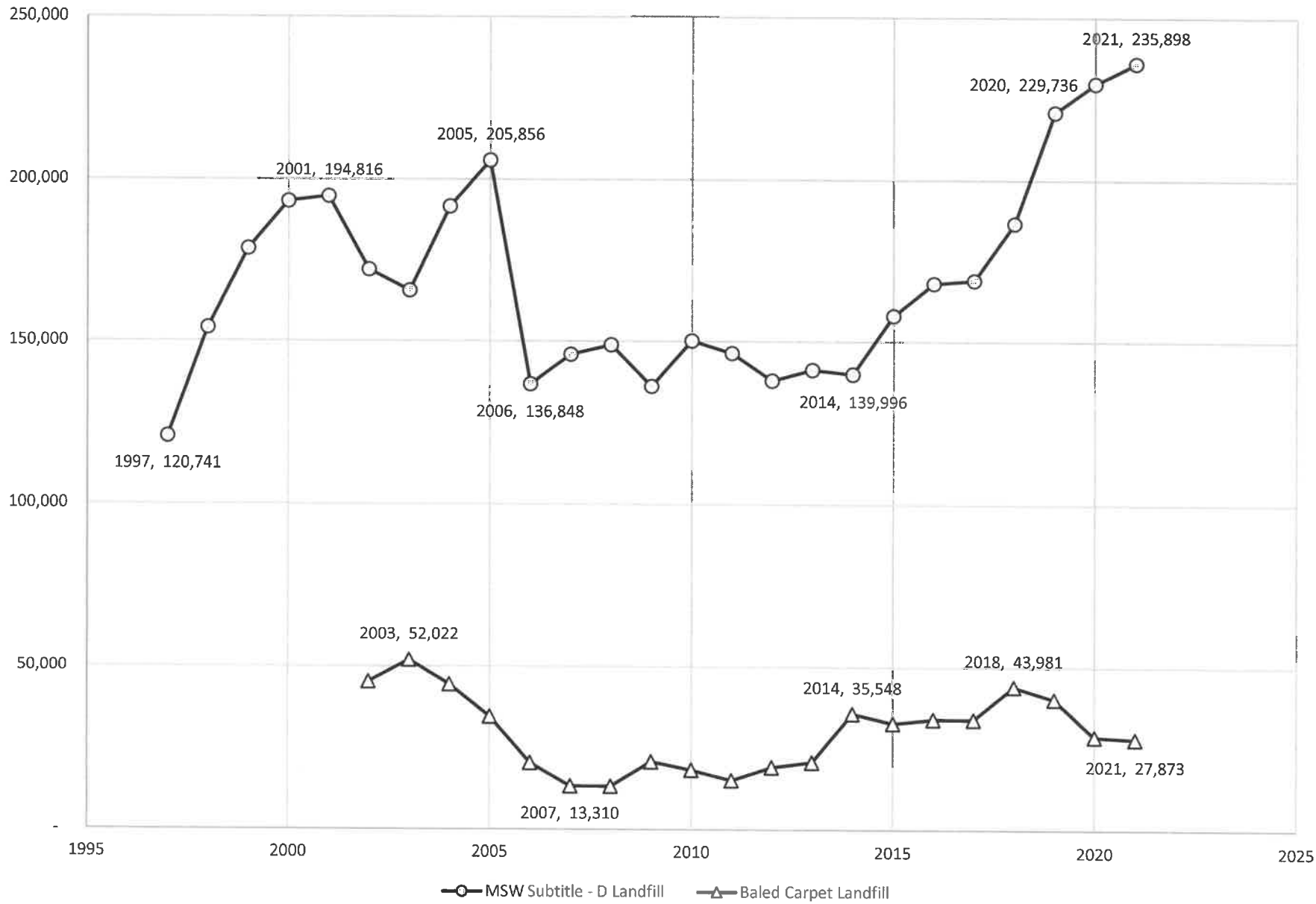
FOR 2022 04

ACCOUNTS FOR:	ORIGINAL APPROP	TRANFRS/ADJSTMTS	REVISED BUDGET	YTD ACTUAL	ENCUMBRANCES	AVAILABLE BUDGET	PCT USE/COL
0050 LANDFILL-ENTERPRISE FUND							
504290 LANDFILL CLOSURE							
504290 000570 SEDIMENTATION/ERO	5,000	0	5,000	.00	.00	5,000.00	.0%
504290 000610 ENGINEERING	15,000	0	15,000	.00	.00	15,000.00	.0%
504290 000880 GROUNDWATER MONIT	45,000	0	45,000	.00	.00	45,000.00	.0%
504290 001520 VEG MAINTENANCE	5,000	0	5,000	.00	.00	5,000.00	.0%
504290 001530 CAP MAINTENANCE	20,000	0	20,000	.00	.00	20,000.00	.0%
504290 001545 METHANE - O & M	10,000	0	10,000	.00	.00	10,000.00	.0%
504290 001560 ROAD UPKEEP/REPAI	20,000	0	20,000	.00	.00	20,000.00	.0%
504290 531200 320L UTILITIES	0	0	0	630.00	.00	-630.00	100.0%*
TOTAL LANDFILL CLOSURE	120,000	0	120,000	630.00	.00	119,370.00	.5%
TOTAL LANDFILL-ENTERPRISE FUND	2,991,628	569,000	3,560,628	-886,309.70	60,280.78	4,386,656.92	-23.2%
TOTAL REVENUES	-8,328,000	0	-8,328,000	-2,801,820.11	.00	-5,526,179.89	
TOTAL EXPENSES	11,319,628	569,000	11,888,628	1,915,510.41	60,280.78	9,912,836.81	

Monthly Rainfall 2022
Old Dixie Hwy MSWL

Date	January	February	March	April	May	June	July	August	September	October	November	December
1	0.04											
2	1.26	0.30										
3	0.33	3.47										
4		0.26			0.10							
5				1.14	0.17							
6	0.25			1.29	0.12							
7			0.37	0.01	0.01							
8			0.71									
9	0.74		0.63									
10	0.01											
11			0.12									
12			0.39									
13												
14				0.57								
15	0.12		0.14									
16	1.62		0.94	0.98								
17	0.08	1.63										
18			0.30	0.07								
19			0.01									
20	0.10											
21		0.43										
22		0.04	0.33									
23		1.70	1.59									
24												
25		0.10										
26		0.01		0.24								
27		0.89										
28												
29												
30												
31			0.95									
Total	4.55	8.83	6.48	4.30	0.40	0.00	0.00	0.00	0.00	0.00	0.00	0.00
<i>Normal</i>	<i>5.86</i>	<i>4.93</i>	<i>6.34</i>	<i>4.30</i>	<i>4.28</i>	<i>4.38</i>	<i>4.76</i>	<i>3.65</i>	<i>5.00</i>	<i>3.31</i>	<i>4.79</i>	<i>4.92</i>
% of Normal	78%	179%	102%	100%	9%	0%	0%	0%	0%	0%	0%	0%
YTD	4.55	13.38	19.86	24.16	24.56	24.56	24.56	24.56	24.56	24.56	24.56	24.56
<i>YTD Normal</i>	<i>5.86</i>	<i>10.79</i>	<i>17.13</i>	<i>21.43</i>	<i>25.71</i>	<i>30.09</i>	<i>34.85</i>	<i>38.50</i>	<i>43.50</i>	<i>46.81</i>	<i>51.60</i>	<i>56.52</i>
% of Normal	78%	124%	116%	113%	96%	82%	70%	64%	56%	52%	48%	43%

MSW & Balefill Historical Tonnage



Disposal Rate Data		Dalton-Whitfield	Murray Co. (CWS)	Walker Co.	Catoosa (Transfer)	Cartersville - Bartow	Rome-Floyd	*Newton County	Gordon County (Republic)	Athens-Clarke County
County Population		104,062	39,789	69,398	67,181	406,456	97,805	109,835	57,756	124,962
Gate Rate per Ton		\$37.25	\$47.77	\$44.00	\$39.20	\$44.65	\$38.00	\$48.00	\$37.70	\$43.00
Local Govt Rate		\$27.75					\$31.50			
Commercial Rates	10 to 50 TPD	\$36.20					\$27.20			\$42.00
	51 to 100 TPD	\$30.25								
	101 to 150 TPD	\$28.75								
	151 to 200 TPD	\$27.55								
Construction & Demo		\$31.75		\$38.00	\$22.00		\$38.00			N/A
Brush > 6 Inch Dia.		\$29.00					\$20.10			\$25.50
Env. Fee			\$10.00						10	
Ruel Recovery Fee			19%						\$ 90.36	
Regulatory Fee			4.25%		4.25%				4.25%	
Total Rate per Ton		\$ 37.25	\$ 67.00	\$ 44.00	\$ 41.00	\$ 44.65	\$ 38.00	\$ 48.00	\$ 49.00	43

Difference \$ - \$ 29.75 \$ 6.75 \$ 3.75 \$ 7.40 \$ 0.75 \$ 10.75 \$ 11.75 \$ 5.75

NOTE Walker County has an approximate 15% surcharge for out of county waste.

OLD DIXIE HWY MSW LANDFILL
PHASE 6, STAGE 6, CELL CONSTRUCTION

WHITFIELD COUNTY, GA

The Dalton-Whitfield Solid Waste Authority (Owner) is accepting Sealed Proposals, for furnishing all materials, labor, tools, equipment, and appurtenances necessary for the construction of the Old Dixie HWY MSW Landfill Phase 6, Stage 6, Cell Construction. The proposals will be received by the Owner at the 587 Gazaway Road, Dalton, GA 30721, Attention: Dirk Verhoeff, until, but no later than 2:00 pm, local time, on May 31, 2022, and then at said office publicly opened, with only the names of Proposers read aloud.

The Project consists of construction of approximately: 28,762 CY of excavation, 6,583 CY of structural fill; 346,710 SF of compacted soil liner, HDPE geomembrane, GCL and leachate collection layer; 633 LF of leachate collection line; 1,875 LF of dual-contained HDPE forcemain; leachate sumps and forcemain manholes; sediment pond cleaning; 4,440 square yards of access road, 600 LF on concrete channel, and erosion and sedimentation control items.

A mandatory Pre-Proposal Conference will be held for all Proposers at 11:00 am, local time, on May 17, 2022, at the Landfill Office at 587 Gazaway Road, Dalton, GA 30721. All proposers must attend all of the Pre-Proposal Conference. Any proposer that does not attend the Pre-Proposal Conference will be disqualified from proposing and their submittal will not be accepted.

The work will be awarded in one Contract.

Request for Proposal may be examined at <https://www.dswa.org/> and the office of:

Dirk Verhoeff
Executive Director
Dalton-Whitfield Solid Waste Authority
587 Gazaway Road
Dalton, GA 30721

Atlantic Coast Consulting, Inc.
1150 Northmeadow Parkway, Suite 100,
Roswell, GA 30076

Copies of Request for Proposal may be obtained at the office of the Engineer, Atlantic Coast Consulting, Inc., 1150 Northmeadow Parkway, Suite 100, Roswell, GA 30076, upon payment of \$200.00 non-refundable, for each set. No partial sets will be sold. Shipment will be via delivery service – two-day delivery. Other shipping will be at the purchaser's additional expense. Street address must be provided to allow delivery.

Each Proposal must be accompanied by a Proposal Bond, prepared on the form of Proposal

Bond attached to the Request for Proposals or a Surety Company's Standard Proposal Bond, duly executed by the Proposer as principal and having as surety thereon a surety company licensed to do business in the State of Georgia and listed in the latest issue of U.S. Treasury Circular 570, in the amount of five percent of the Proposal.

The successful Proposer for this Contract will be required to furnish a satisfactory Performance Bond and Payment Bond each in the amount of 100 percent of the Proposal.

Dalton-Whitfield Solid Waste Authority reserves the right to reject any or all Proposals, which are not in the County's best interest, to waive informalities and to re-advertise.

END OF SECTION

**Material Recovery Facility
Monthly Revenues / Expenditures
April-22**

MRF Revenues

	Loads					
User Fees	438	1907.72 tons	\$	79,708.08		
OCC	4	90.37 tons	\$	14,459.20		
Mixed Paper	2	43.50 tons	\$	3,697.50		
Aluminum	0	0.00 tons	\$	-		
Bi-metal	0	0.00 tons	\$	-		
Glass	3	80.63 tons	\$	2,138.94		
#1 PET	1	23.07 tons	\$	22,608.60		
HDPE	0	0.00 tons	\$	-		
PP Carpet	0	0.00 tons	\$	-	Sale Loads	11
N 6 Carpet	0	0.00 tons	\$	-	Sale Tons	245.92
N 66 Carpet	0	0.00 tons	\$	-	Sale Dollars	\$ 44,908.24
Carpet Pad / Cusl	1	8.35 tons	\$	2,004.00		
Mixed Carpet	0	0.00 tons	\$	-		
Mixed Plastic 1-7	0	0.00 tons	\$	-		

Revenues \$ 124,616.32

MRF Expenses

Labor	Wages & Benefits		\$	36,277.11		
	Temp Labor		\$	-		
	Inmate Labor		\$	8,333.33	Labor	\$ 44,610.44
Fixed	Electric		\$	2,172.39		
	Security System		\$	56.67		
	Propane		\$	395.52		
	Insurance - Average		\$	153.50		
	Water		\$	62.82		
	Telephone		\$	190.79		
	Cell		\$	59.24		
					Fixed	\$ 3,090.93
City Curbside	Revenue Sharing	16	16.60 tons @	\$ 30.00	ton Curbside	\$ 498.00
Supplies	Baling Wire		366 Bales @	\$ 3.00	bale	\$ 1,098.00
	<i>Supplies</i>					
Recycling Pulls	Internal Rolloff		49 pulls @	\$ 110.00	ea	\$ 5,390.00
Glass Transportation			3 pulls @	\$ 243.34	ea	\$ 730.02
Electronics Recycling						\$ 34.20
Vehicle	Fuel and Lube					\$ 2,150.00
Balefill/Disposal	D-W to Bale Fill	2	4.00 tons @	\$ 21.75		\$ 87.00
	D-Bale (others)	57	874.82 tons @	\$ 21.75		\$ 19,027.34
	Residual Waste	0	0.00 tons @	\$ 22.75		\$ -
	MRF--Landfill	63	629.70 tons @	\$ 22.75		\$ 14,325.68
Repair/Maintenance			2% of Annual Cost			\$ 502.50
	<i>Repairs/Maint</i>					\$ 11,901.88

NON Cash Expenses

Baler Depreciation	\$	2,353.70
Building Depreciation	\$	6,119.46
	\$	8,473.16

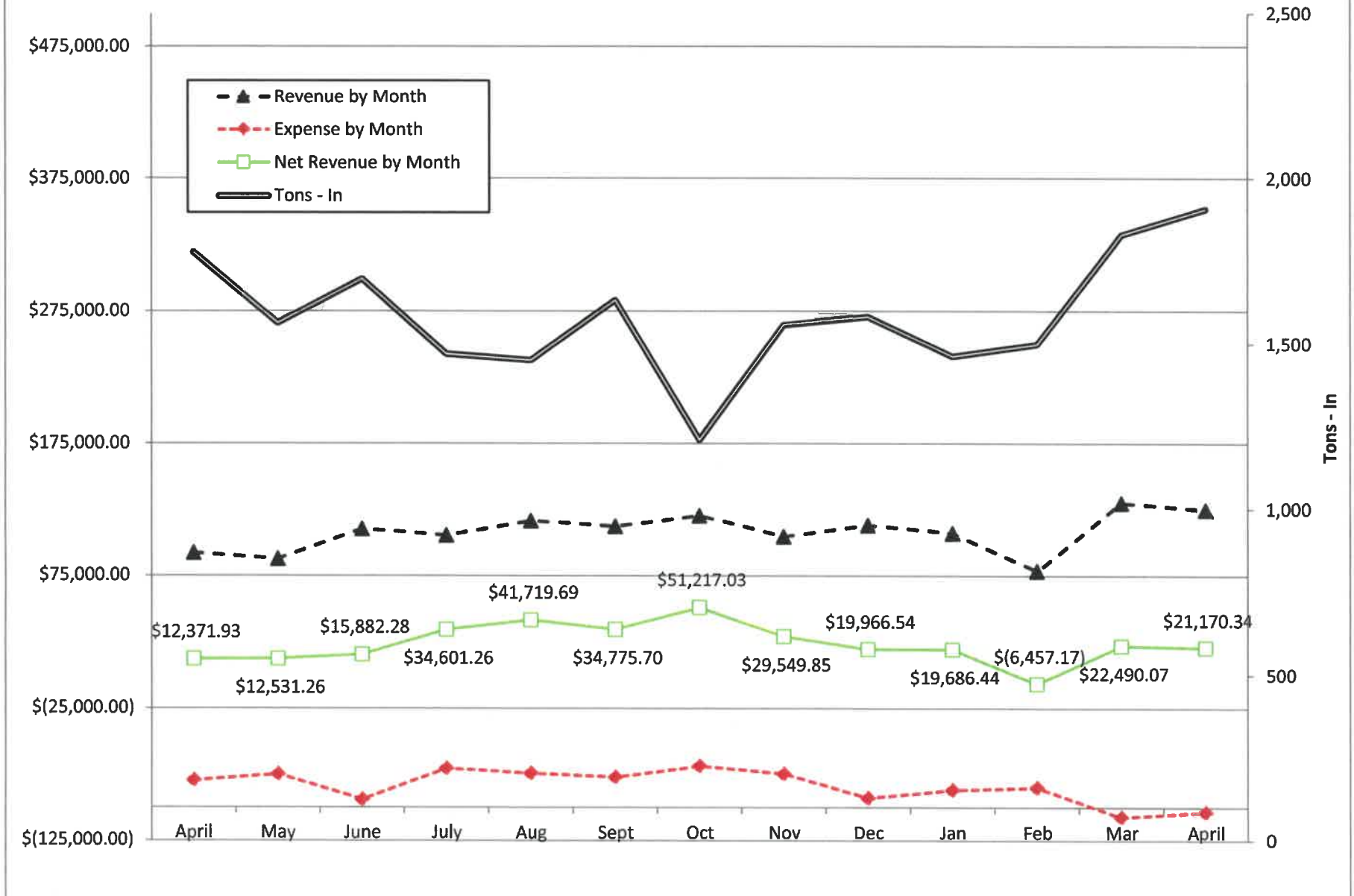
Expenses \$ 103,445.98

NOTES

Avoided Disposal Fees \$ 14,870.20
Saved Airspace 638.72 cy

Total Revenues \$ 124,616.32
Total Expense \$ 103,445.98
Net Revenue \$ 21,170.34

Materials Recovery Facility Trend Report -April 2022



Target Recycling					2022	2021	2020	2019	
Commodity	Loads	Tons	Pounds	\$\$\$\$	\$ per ton	\$ per ton	\$ per ton	\$ per ton	
January	Cardboard	29	117.88	235,760	\$20,629.00	\$175.00	\$ 95.00	\$ 45.00	\$ 95.00
	Mixed Paper	7	36.55	73,100	\$3,289.50	\$90.00	\$ 45.00	\$ 10.00	\$ 15.00
	PET	1	1.75	3,500	\$805.00	\$460.00	\$ 160.00	\$ 220.00	\$ 320.00
	Alum	1	1.53	3,060	\$2,631.60	\$1,720.00	\$ 1,030.00	\$ 840.00	\$ 1,200.00
	totals	38	157.71	312,360	\$27,355.10				
February	Cardboard	24	108.80	217,600	\$18,496.00	\$170.00	\$ 95.00	\$ 50.00	\$ 85.00
	Mixed Paper	8	35.00	70,000	\$2,975.00	\$85.00	\$ 40.00	\$ 5.00	\$ 10.00
	PET	1	1.33	2,660	\$611.80	\$460.00	\$ 190.00	\$ 240.00	\$ 340.00
	Alum	1	0.66	1,320	\$1,293.60	\$1,960.00	\$ 1,130.00	\$ 960.00	\$ 1,160.00
	totals	34	145.79	290,260	\$23,376.40				
March	Cardboard	23	111.72	223,440	\$18,433.80	\$165.00	\$ 100.00	\$ 60.00	\$ 75.00
	Mixed Paper	3	13.56	27,120	\$1,152.60	\$85.00	\$ 40.00	\$ 5.00	\$ 10.00
	PET	1	3.82	7,640	\$2,788.60	\$730.00	\$ 215.00	\$ 250.00	\$ 300.00
	Alum	1	0.54	1,080	\$1,069.20	\$1,980.00	\$ 1,280.00	\$ 760.00	\$ 600.00
	totals	28	129.64	258,200	\$23,444.20				
April	Cardboard	33	131.14	262,280	\$20,982.40	\$160.00	\$ 105.00	\$ 95.00	\$ 60.00
	Mixed Paper	4	16.59	33,180	\$1,410.15	\$85.00	\$ 40.00	\$ 10.00	\$ 10.00
	PET	1	1.93	3,860	\$1,891.40	\$980.00	\$ 300.00	\$ 200.00	\$ 320.00
	Alum	1	1.12	2,240	\$2,262.40	\$2,020.00	\$ 1,360.00	\$ 760.00	\$ 1,000.00
	totals	39	150.78	299,320	\$26,546.35				
May	Cardboard	0	0.00	0	\$0.00		\$ 110.00	\$ 135.00	\$ 50.00
	Mixed Paper	0	0.00	0	\$0.00		\$ 40.00	\$ 25.00	\$ 10.00
	PET	0	0.00	0	\$0.00		\$ 340.00	\$ 200.00	\$ 320.00
	Alum	0	0.00	0	\$0.00		\$ 1,360.00	\$ 760.00	\$ 1,000.00
	totals	0	0.00	0	\$0.00				
June	Cardboard	0	0.00	0	\$0.00		\$ 135.00	\$ 100.00	\$ 45.00
	Mixed Paper	0	0.00	0	\$0.00		\$ 65.00	\$ 25.00	\$ 10.00
	PET	0	0.00	0	\$0.00		\$ 500.00	\$ 190.00	\$ 320.00
	Alum	0	0.00	0	\$0.00		\$ 1,460.00	\$ 760.00	\$ 1,000.00
	totals	0	0.00	0	\$0.00				
July	Cardboard	0	0.00	0	\$0.00		\$ 155.00	\$ 80.00	\$ 45.00
	Mixed Paper	0	0.00	0	\$0.00		\$ 85.00	\$ 25.00	\$ 10.00
	PET	0	0.00	0	\$0.00		\$ 510.00	\$ 190.00	\$ 305.00
	Alum	0	0.00	0	\$0.00		\$ 1,300.00	\$ 780.00	\$ 1,020.00
	totals	0	0.00	0	\$0.00				
August	Cardboard	0	0.00	0	\$0.00		\$ 195.00	\$ 80.00	\$ 45.00
	Mixed Paper	0	0.00	0	\$0.00		\$ 110.00	\$ 25.00	\$ 10.00
	PET	0	0.00	0	\$0.00		\$ 555.00	\$ 180.00	\$ 280.00
	Alum	0	0.00	0	\$0.00		\$ 1,530.00	\$ 1,020.00	\$ 1,020.00
	totals	0	0.00	0	\$0.00				
September	Cardboard	0	0.00	0	\$0.00		\$ 205.00	\$ 80.00	\$ 45.00
	Mixed Paper	0	0.00	0	\$0.00		\$ 115.00	\$ 30.00	\$ 10.00
	PET	0	0.00	0	\$0.00		\$ 560.00	\$ 170.00	\$ 260.00
	Alum	0	0.00	0	\$0.00		\$ 1,670.00	\$ 980.00	\$ 1,000.00
	totals	0	0.00	0	\$0.00				
October	Cardboard	0	0.00	0	\$0.00		\$ 205.00	\$ 80.00	\$ 45.00
	Mixed Paper	0	0.00	0	\$0.00		\$ 115.00	\$ 35.00	\$ 10.00
	PET	0	0.00	0	\$0.00		\$ 560.00	\$ 140.00	\$ 200.00
	Alum	0	0.00	0	\$0.00		\$ 1,720.00	\$ 980.00	\$ 980.00
	totals	0	0.00	0	\$0.00				
November	Cardboard	0	0.00	0	\$0.00		\$ 195.00	\$ 80.00	\$ 45.00
	Mixed Paper	0	0.00	0	\$0.00		\$ 105.00	\$ 40.00	\$ 10.00
	PET	0	0.00	0	\$0.00		\$ 495.00	\$ 160.00	\$ 220.00
	Alum	0	0.00	0	\$0.00		\$ 1,720.00	\$ 940.00	\$ 280.00
	totals	0	0.00	0	\$0.00				
December	Cardboard	0	0.00	0	\$0.00		\$ 180.00	\$ 90.00	\$ 45.00
	Mixed Paper	0	0.00	0	\$0.00		\$ 95.00	\$ 45.00	\$ 10.00
	PET	0	0.00	0	\$0.00		\$ 360.00	\$ 160.00	\$ 220.00
	Alum	0	0.00	0	\$0.00		\$ 1,580.00	\$ 1,040.00	\$ 760.00
	totals	0	0.00	0	\$0.00				
Totals	139	583.92	1,160,140	\$100,722.05					
	Loads	Tons	Pounds	\$\$\$\$	2022	2021	2020	2019	
Cardboard	109	469.54	939,080	\$78,541.20	Avg \$ for Year \$167.50	Avg \$ for Year \$147.92	Avg \$ for Year \$81.25	Avg \$ for Year \$56.67	
Mixed Paper	22	101.70	203,400	\$8,827.25	\$86.25	\$74.58	\$23.33	\$10.42	
PET	4	8.83	17,660	\$6,096.80	\$657.50	\$395.42	\$209.09	\$283.75	
Alum	4	3.85	7,700	\$7,256.80	\$1,920.00	\$1,428.33	\$881.67	\$918.33	

April 2022

TARGET RECYCLING AT SCHOOL MONTHLY REPORT

WWW.DWSWA.ORG
706-278-5001

Target Recycling, managed by the Dalton-Whitfield Solid Waste Authority's Recycling Center in Dalton, provides collection of recyclables at no charge to local businesses and schools interested in recycling. Recycling collection saves local school districts hundreds of dollars in waste collection fees each month.

Overall Recycling Rates Top Five Schools for April 2022

During the month of April 2022 all of the schools recycling with Target Recycling collected a total of 54,460 pounds of recyclable materials for a recycling rate of 2.5 pounds per student.

That saves approximately 463 trees! It also weighs approximately 3,630 surfboards! Let's surf into summer!

School	School Pop.	Quantity (lbs)	Per-Capita (lb/student)
Learning Tree Elem. School Private	68	1,270	18.7
Dug Gap Elementary School	374	2,460	6.6
Westside Middle School	388	2,400	6.2
New Hope Elementary School	537	3,210	6.0
Christian Heritage Elem School Private	326	1,650	5.1
Total	1,693	10,990	6.5

Recycling Rates are calculated by dividing the number of students at the school by the weight (in pounds) of the recyclables collected during a one-month period.

* If there is an error in student population count for your school please call us to update the report at 706-278-5001.

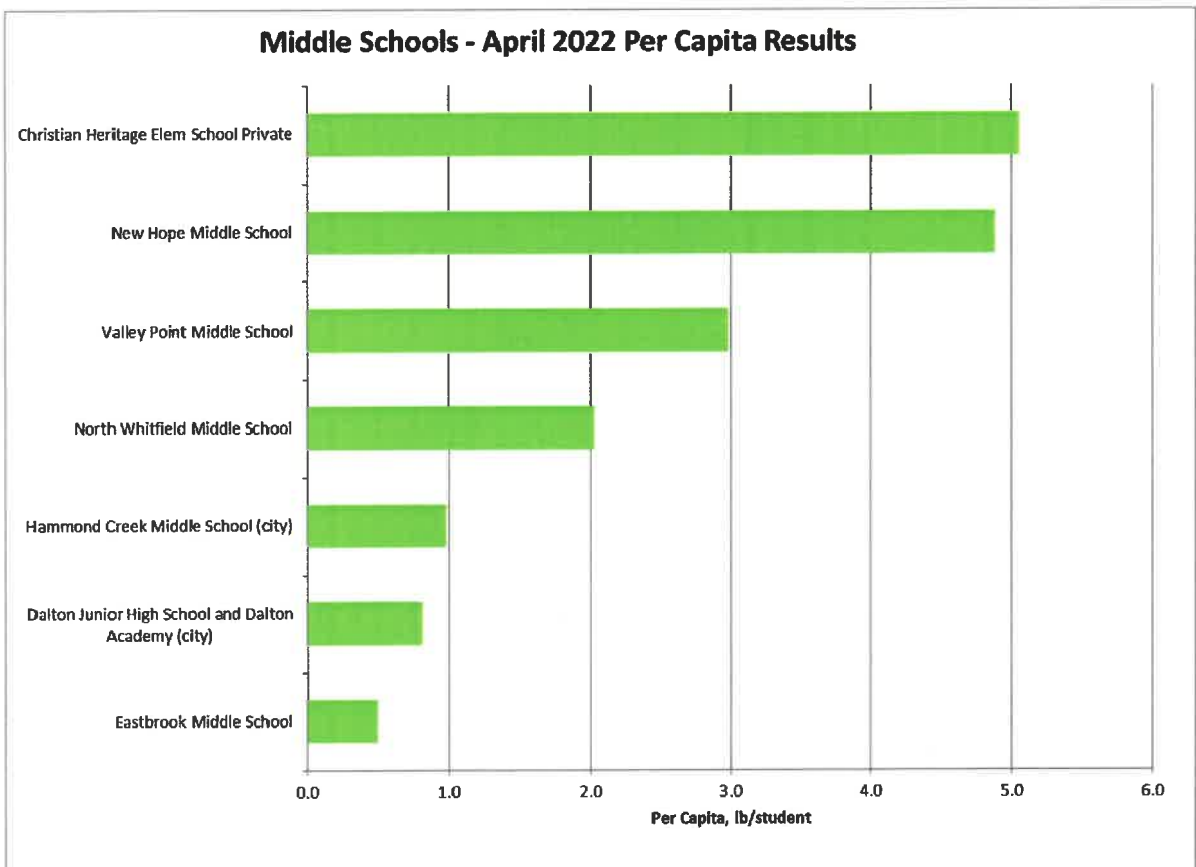
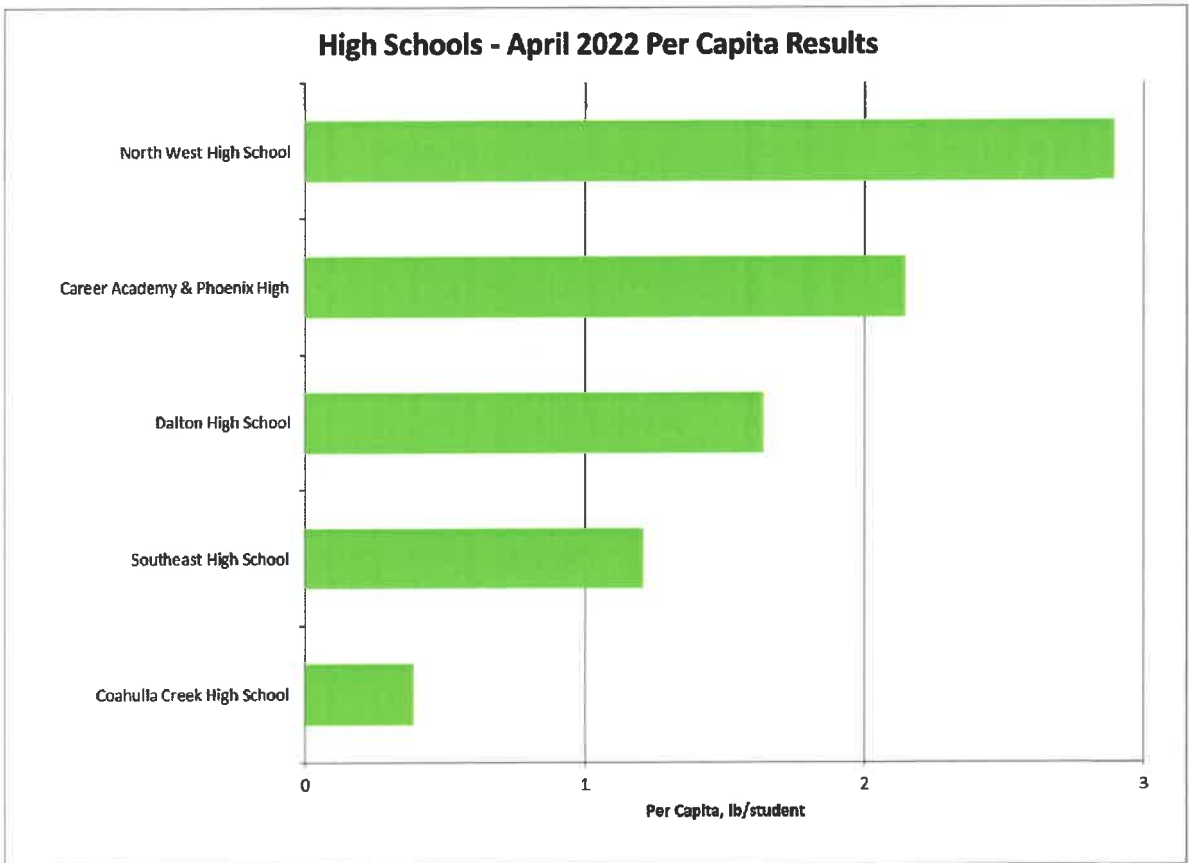
Individual School Recycling Rates

High Schools	School Population	Total Pounds	Per-Capita (lb/student)
Career Academy & Phoenix High	800	1720	2.2
Coahulla Creek High School	1020	400	0.4
Dalton High School	2000	3280	1.6
North West High School	1330	3850	2.9
Southeast High School	1399	1690	1.2
Totals	6,549	10,940	1.7

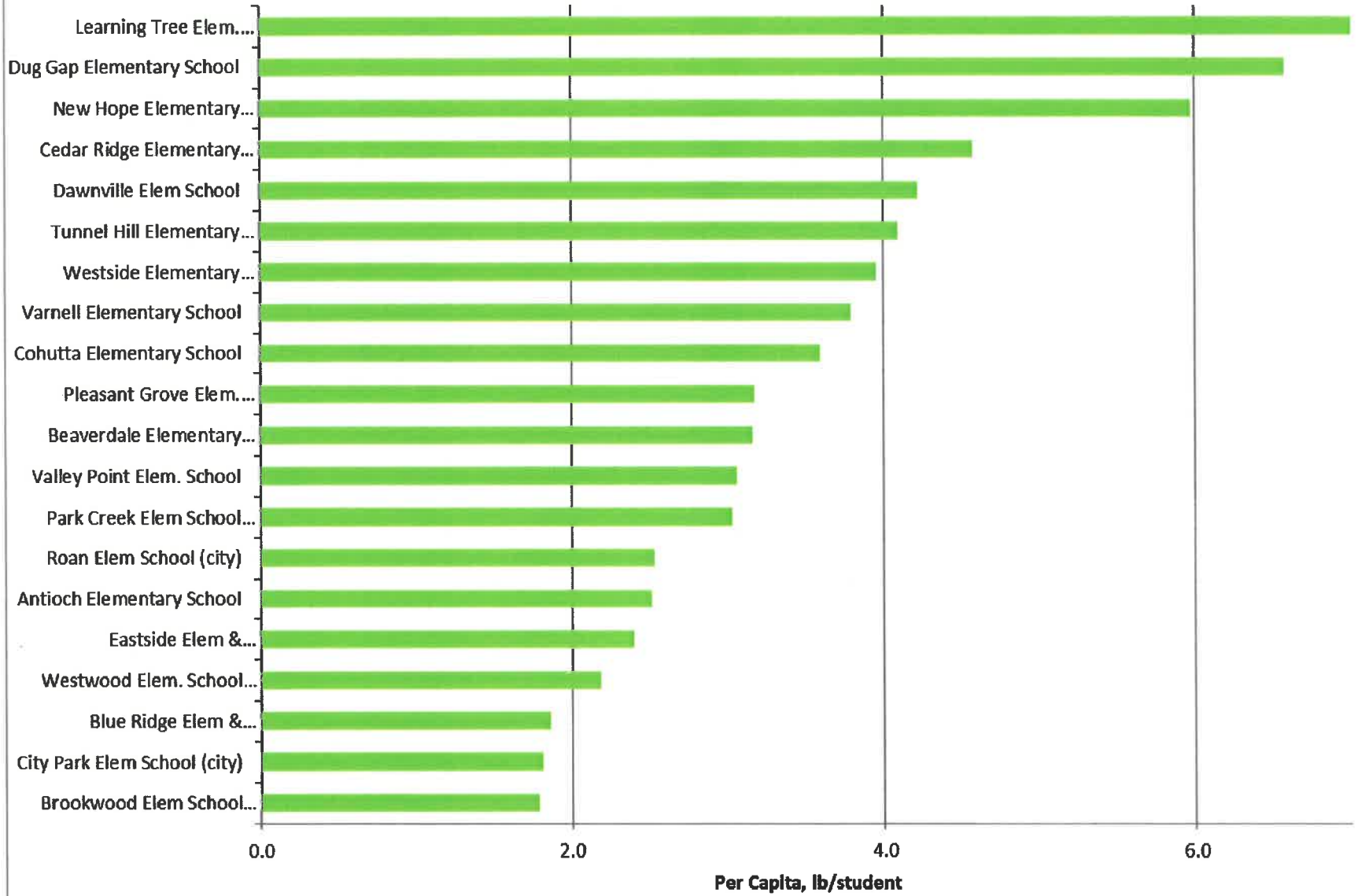
Target Recycling at School takes the collection program a step further by providing a complimentary Environmental Education program that teaches student to be more environmentally friendly.

Middle Schools	School Population	Total Pounds	Per-Capita (lb/student)
Christian Heritage Elem School Private	326	1650	5.1
Dalton Junior High School and Dalton Academ	1791	1470	0.8
Eastbrook Middle School	699	350	0.5
Hammond Creek Middle School (city)	1137	1120	1.0
New Hope Middle School	520	2540	4.9
North Whitfield Middle School	818	1660	2.0
Valley Point Middle School	452	1350	3.0
Westside Middle School	388	2400	6.2
Totals	6,131	12,540	2.0

Elementary Schools	School Population	Total Pounds	Per-Capita (lb/student)
Antioch Elementary School	469	1180	2.5
Beaverdale Elementary School	395	1250	3.2
Blue Ridge Elem & Northstar School (city)	693	1290	1.9
Brookwood Elem School (city)	721	1290	1.8
Cedar Ridge Elementary School	389	1780	4.6
City Park Elem School (city)	696	1260	1.8
Cohutta Elementary School	317	1140	3.6
Dawnville Elem School	419	1770	4.2
Dug Gap Elementary School	374	2460	6.6
Eastside Elem & Crossroads Academy School	566	1360	2.4
Learning Tree Elem. School Private	68	1270	18.7
New Hope Elementary School	537	3210	6.0
Park Creek Elem School (city)	561	1700	3.0
Pleasant Grove Elem. School	431	1370	3.2
Roan Elem School (city)	427	1080	2.5
Tunnel Hill Elementary School	305	1250	4.1
Valley Point Elem. School	457	1400	3.1
Varnell Elementary School	369	1400	3.8
Westside Elementary School	584	2310	4.0
Westwood Elem. School (city)	553	1210	2.2
Totals	9,331	30,980	3.3



Elementary Schools - April 2022 Per Capita Results



**CONVENIENCE CENTERS -- VOLUNTARY DROP-OFF RECYCLING
2022**

	January	February	March	QTR - 1	April
McGaughey Chapel					
Waste	203.14	176.79	190.74	570.67	210.83
Recycle	16.09	11.23	12.49	39.81	14.38
Target Recycle	0.17	0.15	0.15	0.46	0.17
Total Recycled	16.26	11.38	12.64	40.27	14.55
% RECYCLED	7.41%	6.05%	6.21%	6.59%	6.46%
MLK					
Waste	342.87	333.69	354.74	1,031.30	349.87
Recycle	20.56	20.14	30.01	70.71	23.51
Target Recycle	0.15	0.15	0.17	0.47	0.16
Total Recycled	20.71	20.29	30.18	71.18	23.67
% RECYCLED	5.70%	5.73%	7.84%	6.46%	6.34%
Old Dixie					
Waste	316.08	390.25	509.04	1,215.37	517.00
Recycle	19.81	11.83	19.20	50.84	10.81
Target Recycle	0.14	0.17	0.16	0.47	0.17
Total Recycled	19.95	12.00	19.36	51.31	10.98
% RECYCLED	5.94%	2.98%	3.66%	4.05%	2.08%
Westside					
Waste	160.41	146.74	181.09	488.24	173.20
Recycle	11.94	13.36	13.57	38.87	9.16
Target Recycle	0.16	0.16	0.16	0.47	0.18
Total Recycled	12.10	13.52	13.73	39.34	9.34
% RECYCLED	7.01%	8.43%	7.05%	7.46%	5.11%