



# DALTON-WHITFIELD REGIONAL SOLID WASTE MANAGEMENT AUTHORITY AGENDA

JANUARY 15, 2023  
4:00 PM

DALTON CITY HALL – MAYOR & COUNCIL CHAMBERS, 300 WAUGH STREET,  
DALTON, GEORGIA

- I. **Approval of Agenda**
- II. **Public Commentary**
- III. **AUTHORITY ORGANIZATIONAL ACTIONS**
  - A. **Appointments & Elections for 2024**
    1. Chairperson
    2. Vice-Chairperson
    3. Attorney
    4. Auditor
    5. Executive Director
    6. Secretary – Treasure
- IV. **OLD BUSINESS**
  - A. **Approval of Minutes – December 18, 2023**
- V. **NEW BUSINESS**
  - A. **Financial & Operational Reports**
    1. Status of Accounts – December 2023
    2. Rainfall Report
    3. Litter Fence Module Purchase
    4. Glass Recycling Container Purchase
    5. Resolution Designating Bank OZK as a Depository of Funds
    6. Trinseo, LLC / DWSWA Landfill Gas Purchase Agreement
  - B. **Construction / Special Project Report**
    1. Phase 6 Cell 6 MSW Landfill Construction Update

DALTON-WHITFIELD REGIONAL SOLID WASTE MANAGEMENT AUTHORITY  
P.O. BOX 1205 DALTON, GA 30722-1205  
TELEPHONE 706/277-2545 FAX 706/277-2546

**C. Recycling / Other Reports**

1. MRF Report – December 2023
2. Target Recycling Program Update
3. Recovered Materials Markets
4. School Recycling Report - December
5. Curbside Recycling Report – City of Dalton
6. Communication, Education, Marketing Report - 2023
7. Convenience Center Recycling and Visitor Count
8. Other

**VI. Adjourn**



## Dalton-Whitfield Regional Solid Waste Management Authority

### MINUTES FROM MEETING HELD December 18, 2023

Tyree Goodlett called the meeting to order at 4:00 p.m.

Members present – Tyree Goodlett, Jevin Jensen, Greg Jones and Benny Dunn

Others present are listed below:

Henry Tharpe – Sponcler & Tharpe, Rob Estes – Estes & Walcott

Staff – Seth Lassitter, Michael Foxx and Amy Hartline

Dirk Verhoeff was absent.

#### I. **Approval of Agenda**

Members received and reviewed written copies of the December 18, 2023 agenda. The agenda was approved unanimously as follows:

**MOTION:** Dunn

**SECOND:** Jones

#### II. **Public Commentary**

There was no public commentary.

#### III. **OLD BUSINESS**

##### A. **Approval of Minutes – November 20, 2023**

Members received and reviewed written copies of the minutes from the November 20, 2023 meeting. The minutes were approved unanimously as follows:

**MOTION:** Jones

**SECOND:** Dunn

##### B. **Approval of Finance Committee Meeting Minutes – December 13, 2023**

Members received and reviewed written copies of the minutes from the December 13, 2023 finance committee meeting. The minutes were approved unanimously as follows:

**MOTION:** Jensen

**SECOND:** Jones

#### IV. **NEW BUSINESS**

##### A. **Financial & Operational Reports**

###### 1. **Transfer of Funds to City of Dalton and Whitfield County**

On December 13, 2023, the finance committee met to discuss the 2024 draft budget. At that meeting, Mayor David Pennington and Chairman Jevin Jensen recommended a fund transfer of \$5MM to the City of Dalton and

Whitfield County, to occur in 2024. Seth Lassitter informed the other Board members that a recommendation was made to transfer \$5MM as mentioned above. Rob Estes reminded the Board that the funds may not be available immediately in 2024 as they are invested in a CD ladder. Jensen requested the payment be made in the first quarter of 2024.

Members discussed the fund transfer. The transfer of \$2.5MM to each the City of Dalton and Whitfield County was approved unanimously as follows, once the funds become available from the maturing CDs:

**MOTION:** Jensen  
**SECOND:** Dunn

2. Status of Accounts – November  
Seth Lassitter reviewed the status of accounts through November 2023. All revenues are above budget with the exception of MRF and landfill gas. Interest income is slightly below budget. Seth also reported that the primary operations budget is within budget as well as all other budget.
3. Rainfall Report  
Seth Lassitter reviewed the rainfall data through December 16, 2023. Seth reported that the landfill received 27% of normal for November. December is currently 77% of normal.
4. FINAL 2024 Budget & Fee Schedule  
Seth Lassitter notified the Board that the finance committee recommended adopting the 2024 budget as presented. Also presented was the disposal rate schedule that is unchanged from 2023. As the budget was presented, there is a 5% increase in operational expenses including capital purchases. The increase is primarily due to an increase in salaries, benefits and supply/parts. No disposal rate increase is proposed and the revenue budget is flat compared to 2023 estimated actuals.

Members received and reviewed written copies of the 2024 Budget. The Budget was approved unanimously as follows:

**MOTION:** Jones  
**SECOND:** Jensen

Members received and reviewed written copies of the 2024 Rate Schedule. The Rate Schedule was approved unanimously as follows:

**MOTION:** Dunn  
**SECOND:** Jones

5. Trinseo, LLC / DWSWA Landfill Gas Purchase Agreement  
The landfill gas purchase agreement was tabled as Dirk Verhoeff was not present to discuss. In addition, there were additional revisions requested by Henry Tharpe.

A motion was made to table the topic and was approved unanimously as follows:

**MOTION:** Jensen  
**SECOND:** Dunn

6. Out-of-County Moratorium Extension

Members discussed the moratorium on out-of-county waste. The Board recommended the extension to continue until the Board decides to terminate it. The moratorium extension was approved unanimously as follows:

**MOTION:** Jones  
**SECOND:** Jensen

**B. Construction / Special Project Reports**

1. Phase 6 Cell 6 MSW Landfill Construction Update  
Seth Lassitter gave a brief update on the landfill cell construction. Mr. Lassiter informed the Board that the project is substantially complete and the final QC report has been submitted to Georgia EPD for final approval to accept waste.

**C. Recycling / Other Reports**

The board reviewed the following reports and heard highlights from each.

1. MRF Report – November
2. Target Recycling Program Update
3. Recovered Materials Markets
4. School Recycling Reports – November
5. Curbside Recycling Report – City of Dalton
6. Bring One for the Chipper Christmas Tree Recycling Event
7. Convenience Center Recycling

**V. Adjourn from Regular Meeting**

The Authority adjourned from their regular meeting on the following motion:

**MOTION:** Jensen

The Authority adjourned unanimously.

---

Tyree Goodlett, Chairman

---

Dirk Verhoeff, Secretary/Treasurer

---

Recorded & Approved

YEAR-TO-DATE BUDGET REPORT

FOR 2023 12							
ACCOUNTS FOR:	ORIGINAL	TRANFRS/	REVISED	YTD ACTUAL	ENCUMBRANCES	AVAILABLE	PCT
0050 LANDFILL-ENTERPRISE FUND	APPROP	ADJSTMTS	BUDGET			BUDGET	USE/COL
<b>500001 REVENUES</b>							
500001 344200 MRF REVENUES	-300,000	0	-300,000	-217,489.86	.00	-82,510.14	72.5%
500001 344250 RECYCLING REVENUE	-50,000	0	-50,000	-65,012.90	.00	15,012.90	130.0%
500001 344300 LFG REVENUE	-105,000	0	-105,000	.00	.00	-105,000.00	.0%
500001 344400 LANDFILL FEES	-8,170,000	0	-8,170,000	-8,934,185.00	.00	764,185.00	109.4%
500001 344450 WETLAND CREDITS	0	0	0	-64,152.00	.00	64,152.00	100.0%
500001 361400 INTEREST INCOME	-695,500	0	-695,500	-699,514.52	.00	4,014.52	100.6%
500001 362000 REALIZED GAIN ON	0	0	0	71,358.60	.00	-71,358.60	100.0%*
500001 363200 RENTAL INCOME	0	0	0	-11,700.00	.00	11,700.00	100.0%
500001 389000 MISCELLANEOUS REV	-20,000	0	-20,000	-23,733.66	.00	3,733.66	118.7%
500001 392200 PROPERTY SALE (PF	0	0	0	-8,393.00	.00	8,393.00	100.0%
<b>TOTAL REVENUES</b>	<b>-9,340,500</b>	<b>0</b>	<b>-9,340,500</b>	<b>-9,952,822.34</b>	<b>.00</b>	<b>612,322.34</b>	<b>106.6%</b>

YEAR-TO-DATE BUDGET REPORT

FOR 2023 12

ACCOUNTS FOR:	ORIGINAL APPROP	TRANFRS/ADJSTMTS	REVISED BUDGET	YTD ACTUAL	ENCUMBRANCES	AVAILABLE BUDGET	PCT USE/COL
0050 LANDFILL-ENTERPRISE FUND							
<b>504210 LANDFILL DEVELOPMENT</b>							
504210 000610 ENGINEERING	250,000	0	250,000	180,326.05	.00	69,673.95	72.1%*
504210 000660 CELL CONSTRUCTION	3,049,000	0	3,049,000	2,289,551.82	.00	759,448.18	75.1%*
504210 000690 CONSTRUCTION QA/Q	215,000	220,000	435,000	392,310.09	.00	42,689.91	90.2%*
504210 000760 MATERIALS/CONTRAC	200,000	0	200,000	187,082.09	.00	12,917.91	93.5%*
504210 000790 LEACHATE PRE-TREA	40,900	0	40,900	40,227.79	.00	672.21	98.4%*
504210 001100 UNDERDRAINING	350,000	-220,000	130,000	.00	.00	130,000.00	.0%*
504210 521210 PROFESSIONAL - LE	2,000	0	2,000	.00	.00	2,000.00	.0%
504210 579000 CONTINGENCY	10,000	0	10,000	.00	.00	10,000.00	.0%
TOTAL LANDFILL DEVELOPMENT	4,116,900	0	4,116,900	3,089,497.84	.00	1,027,402.16	75.0%

YEAR-TO-DATE BUDGET REPORT

FOR 2023 12

ACCOUNTS FOR:	ORIGINAL	TRANFRS/	REVISED	YTD ACTUAL	ENCUMBRANCES	AVAILABLE	PCT
0050 LANDFILL-ENTERPRISE FUND	APPROP	ADJSTMTS	BUDGET			BUDGET	USE/COI
<b>504240 LANDFILL OPERATION</b>							
504240 000120 SAFETY PROGRAMS	15,000	3,000	18,000	17,578.79	.00	421.21	97.7%*
504240 000190 REGULAR AUDIT	40,000	0	40,000	37,500.00	.00	2,500.00	93.8%*
504240 000205 DALTON ALLOCATION	60,703	0	60,703	60,703.00	.00	.00	100.0%*
504240 000402 REPAIRS - TIRES	15,000	0	15,000	12,196.61	268.85	2,534.54	83.1%*
504240 000404 REPAIRS - LT EQUI	3,500	0	3,500	3,369.15	.00	130.85	96.3%*
504240 000592 TIRE PURCHASES	38,000	0	38,000	32,883.63	989.90	4,126.47	89.1%
504240 000594 PURCHASES - LT EQ	14,000	0	14,000	3,364.12	.00	10,635.88	24.0%
504240 000610 ENGINEERING	50,000	0	50,000	47,171.75	.00	2,828.25	94.3%*
504240 000760 MATERIALS/CONTRAC	250,000	0	250,000	195,689.93	3,751.08	50,558.99	79.8%*
504240 000770 BRUSH GRINDING	130,000	0	130,000	103,350.00	.00	26,650.00	79.5%*
504240 001020 COMPUTER SOFTWARE	2,000	0	2,000	.00	.00	2,000.00	.0%
504240 001420 COMMISSIONS	0	0	0	932.50	.00	-932.50	100.0%*
504240 001590 GEORGIA SUPERFUND	199,319	0	199,319	181,015.01	7,281.96	11,022.03	94.5%*
504240 001690 ENVIRONMENTAL TES	65,000	0	65,000	42,860.15	.00	22,139.85	65.9%*
504240 001740 RECYCLING/EDUCATI	74,500	0	74,500	74,451.03	.00	48.97	99.9%*
504240 001742 RECYCLING EDUCATI	30,000	0	30,000	15,873.90	.00	14,126.10	52.9%*
504240 001750 TIRE RECYCLING	50,000	0	50,000	29,618.00	.00	20,382.00	59.2%*
504240 039990 CAPITAL OUTLAY	1,148,000	0	1,148,000	1,088,560.73	.00	59,439.27	94.8%*
504240 511100 WAGES - REGULAR	2,286,744	0	2,286,744	2,173,254.06	2,831.75	110,658.19	95.2%*
504240 511200 WAGES - PART TIME	56,065	0	56,065	57,367.05	.00	-1,302.05	102.3%*
504240 511300 WAGES - OVERTIME	299,833	0	299,833	298,892.00	.00	941.00	99.7%*
504240 511310 WAGES - BONUS	4,500	0	4,500	.00	.00	4,500.00	.0%
504240 512100 GROUP INSURANCE	415,000	0	415,000	412,820.29	.00	2,179.71	99.5%*
504240 512200 FICA & MEDICARE	202,162	0	202,162	175,473.24	.00	26,688.76	86.8%*
504240 512401 RETIREMENT DCP	242,357	0	242,357	182,440.44	.00	59,916.56	75.3%*
504240 512402 RETIREMENT DBP	26,749	0	26,749	35,363.04	3,912.61	-12,526.65	146.8%*
504240 512600 UNEMPLOYMENT COMP	5,000	0	5,000	.00	.00	5,000.00	.0%
504240 512700 WORKERS COMPENSAT	72,300	0	72,300	72,300.00	.00	.00	100.0%*
504240 512900 OTHER EMPLOYEE BE	13,306	0	13,306	12,753.71	.00	552.29	95.8%*
504240 521210 PROFESSIONAL - LE	116,000	0	116,000	46,336.50	3,062.50	66,601.00	42.6%*
504240 522210 BUILDING MAINTENA	35,000	55,000	90,000	84,643.89	.00	5,356.11	94.0%
504240 522220 EQUIPMENT MAINT &	75,000	0	75,000	56,759.97	6,513.16	11,726.87	84.4%*
504240 522320 RENTAL - EQUIPMEN	10,000	0	10,000	9,217.33	.00	782.67	92.2%*
504240 523100 INSURANCE COMMERC	85,000	10,000	95,000	91,738.00	.00	3,262.00	96.6%*
504240 523200 COMMUNICATIONS	29,000	0	29,000	25,141.86	271.07	3,587.07	87.6%*
504240 523300 ADVERTISING	3,000	0	3,000	2,114.45	.00	885.55	70.5%*
504240 523620 CREDIT CARD & BAN	25,000	0	25,000	20,301.06	.00	4,698.94	81.2%*
504240 531100 SUPPLIES - GENERA	11,000	0	11,000	10,648.30	269.03	82.67	99.2%*
504240 531110 SUPPLIES - OFFICE	8,810	0	8,810	5,089.33	1,202.24	2,518.43	71.4%*
504240 531120 UNIFORMS	30,000	0	30,000	27,476.99	530.28	1,992.73	93.4%*



YEAR-TO-DATE BUDGET REPORT

FOR 2023 12								
ACCOUNTS FOR:			ORIGINAL	TRANFRS/	REVISED		AVAILABLE	PCT
0050	LANDFILL-ENTERPRISE FUND		APPROP	ADJSTMTS	BUDGET	YTD ACTUAL	ENCUMBRANCES	USE/COL
504240	531140	SUPPLIES - PARTS	190,000	0	190,000	152,089.50	17,990.54	89.5%*
504240	531200	UTILITIES	95,000	0	95,000	76,971.43	.00	81.0%
504240	531250	OIL - LUBRICANTS	35,000	0	35,000	34,490.91	.00	98.5%*
504240	531270	GASOLINE	45,000	0	45,000	36,743.52	.00	81.7%*
504240	531275	DIESEL	450,000	0	450,000	374,717.15	.00	83.3%*
504240	531300	MEALS - FOOD	0	0	0	1,868.25	.00	100.0%*
504240	531600	SMALL EQUIPMENT <	30,000	0	30,000	7,717.82	.00	25.7%*
504240	531700	OTHER SUPPLIES	5,000	0	5,000	1,612.04	340.15	39.0%
504240	574500	FRAUDULENT CHARGE	0	0	0	36.70	.00	100.0%*
504240	579000	CONTINGENCY	100,000	-58,000	42,000	.00	.00	.0%*
<b>360L LEACHATE TRANSPORT/DISPOSAL</b>								
504240	531200	360L UTILITIES	110,000	0	110,000	86,378.46	.00	78.5%*
TOTAL LANDFILL OPERATION			7,296,848	10,000	7,306,848	6,519,875.59	49,215.12	89.9%

YEAR-TO-DATE BUDGET REPORT

FOR 2023 12									
ACCOUNTS FOR:		ORIGINAL	TRANFRS/	REVISED	YTD ACTUAL	ENCUMBRANCES	AVAILABLE	PCT	
0050	LANDFILL-ENTERPRISE FUND	APPROP	ADJSTMTS	BUDGET			BUDGET	USE/COL	
<b>504260 METHANE GAS OPERATIONS</b>									
504260	000610	ENGINEERING	8,500	3,200	11,700	11,502.00	.00	198.00	98.3%*
504260	000625	TREATMENT EQUIP M	20,000	0	20,000	4,536.21	.00	15,463.79	22.7%*
504260	000690	CONSTRUCTION QA/Q	20,000	0	20,000	.00	.00	20,000.00	.0%*
504260	000760	MATERIALS/CONTRAC	5,000	0	5,000	1,550.53	2,850.00	599.47	88.0%*
504260	522320	RENTAL - EQUIPMEN	2,000	0	2,000	.00	.00	2,000.00	.0%*
504260	523100	INSURANCE COMMERC	85,000	-10,000	75,000	62,354.24	.00	12,645.76	83.1%*
504260	531200	UTILITIES	25,000	0	25,000	18,989.05	.00	6,010.95	76.0%*
504260	579000	CONTINGENCY	10,000	-3,200	6,800	.00	.00	6,800.00	.0%*
TOTAL METHANE GAS OPERATIONS			175,500	-10,000	165,500	98,932.03	2,850.00	63,717.97	61.5%

YEAR-TO-DATE BUDGET REPORT

FOR 2023 12									
ACCOUNTS FOR:		ORIGINAL	TRANFRS/	REVISED			AVAILABLE	PCT	
0050	LANDFILL-ENTERPRISE FUND	APPROP	ADJSTMTS	BUDGET	YTD ACTUAL	ENCUMBRANCES	BUDGET	USE/COL	
<b>504290 LANDFILL CLOSURE</b>									
504290	000570	SEDIMENTATION/ERO	5,000	0	5,000	.00	.00	5,000.00	.0%
504290	000610	ENGINEERING	15,000	0	15,000	.00	.00	15,000.00	.0%
504290	000880	GROUNDWATER MONIT	45,000	0	45,000	37,788.50	.00	7,211.50	84.0%*
504290	001520	VEG MAINTENANCE	5,000	0	5,000	.00	.00	5,000.00	.0%
504290	001530	CAP MAINTENANCE	20,000	0	20,000	.00	.00	20,000.00	.0%
504290	001545	METHANE - O & M	10,000	0	10,000	.00	.00	10,000.00	.0%
504290	001560	ROAD UPKEEP/REPAI	20,000	0	20,000	10,209.76	.00	9,790.24	51.0%*
504290	531200	UTILITIES	5,000	0	5,000	1,935.00	.00	3,065.00	38.7%
TOTAL LANDFILL CLOSURE			125,000	0	125,000	49,933.26	.00	75,066.74	39.9%
TOTAL LANDFILL-ENTERPRISE FUND			2,373,748	0	2,373,748	-194,583.62	52,065.12	2,516,266.50	-6.0%
TOTAL REVENUES			-9,340,500	0	-9,340,500	-9,952,822.34	.00	612,322.34	
TOTAL EXPENSES			11,714,248	0	11,714,248	9,758,238.72	52,065.12	1,903,944.16	

Monthly Rainfall 2023  
Old Dixie Hwy MSWL

Date	January	February	March	April	May	June	July	August	September	October	November	December
1	0.01	0.02		0.27			0.49					0.18
2	0.02	0.96	0.72			0.02	0.56					0.32
3	1.07	0.01	0.77	0.05			0.01	0.44				0.24
4	1.08					0.03		0.01				
5					0.05		1.37					
6					0.18			0.64		0.05		
7				1.76	0.62			0.25				
8	0.65	0.09		1.44								
9		0.06	0.04				0.25	0.53				1.12
10			0.17				0.39	0.36			0.05	1.93
11		0.18	0.08			0.15		0.15			0.17	
12	0.71	0.53	1.18			0.42		0.16	0.17	0.19		
13				0.08				0.87	0.01	0.02		
14				0.33		0.09		0.03		0.02		
15		0.02			0.05	0.11		0.24				
16		0.61	0.34	0.15	0.19				0.62			0.04
17	0.47	1.01			0.69		0.54					0.14
18	0.01						1.74					
19	0.16					0.61	0.04					
20					0.16	0.01				0.06		
21						2.20					1.07	
22	0.45		0.58	0.47		0.77						
23	0.01	0.01			0.01	0.01						
24		0.14										
25	1.19	0.25	0.87			1.01						1.74
26		0.01	0.06	0.87								0.52
27		0.02		1.72								
28				0.01				0.05				
29	0.27							0.74				
30	0.28			0.11		0.51	0.01			0.02		
31	0.30											
<b>Total</b>	<b>6.68</b>	<b>3.92</b>	<b>4.81</b>	<b>7.26</b>	<b>1.95</b>	<b>5.94</b>	<b>5.40</b>	<b>4.47</b>	<b>0.80</b>	<b>0.36</b>	<b>1.29</b>	<b>6.23</b>
<i>Normal</i>	5.86	4.93	6.34	4.30	4.28	4.38	4.76	3.65	5.00	3.31	4.79	4.92
<b>% of Normal</b>	<b>114%</b>	<b>80%</b>	<b>76%</b>	<b>169%</b>	<b>46%</b>	<b>136%</b>	<b>113%</b>	<b>122%</b>	<b>16%</b>	<b>11%</b>	<b>27%</b>	<b>127%</b>
<b>YTD</b>	<b>6.68</b>	<b>10.60</b>	<b>15.41</b>	<b>22.67</b>	<b>24.62</b>	<b>30.56</b>	<b>35.96</b>	<b>40.43</b>	<b>41.23</b>	<b>41.59</b>	<b>42.88</b>	<b>49.11</b>
<i>YTD Normal</i>	5.86	10.79	17.13	21.43	25.71	30.09	34.85	38.50	43.50	46.81	51.60	56.52
<b>% of Normal</b>	<b>114%</b>	<b>98%</b>	<b>90%</b>	<b>106%</b>	<b>96%</b>	<b>102%</b>	<b>103%</b>	<b>105%</b>	<b>95%</b>	<b>89%</b>	<b>83%</b>	<b>87%</b>

**Dalton-Whitfield Solid Waste Authority**  
**Giant Portable Litter Fences**  
**January-24**

Item	Vendor	
	Metta Tech	Southwestern Sales
(8) Litter Fences	\$ 59,200.00	\$ 65,440.00
Shipping	\$ 2,900.00	\$ 1,790.00
<b>Total</b>	<b>\$ 62,100.00</b>	<b>\$ 67,230.00</b>
		\$ 5,130.00

Lead Time	2-3 weeks	6 weeks
	Comes Painted	Comes Unpainted
	Unassembled	Unassembled

**Staff recommendation is Metta Tech**

# Quote

Quote #: 00041286  
Date: 11/16/2023

## Quote Prepared for:

Seth Lassitter  
Old Dixie Landfill  
4189 Old Dixie HWY  
Dalton, GA 30721



8077 Fairview Ct  
Jackson, MI 49201  
419-244-7916  
fax: 419-244-7917  
email: LitterFencing@gmail.com  
website: www.LitterFences.com

## Ship To:

Old Dixie Landfill  
4189 Old Dixie HWY  
Dalton, GA 30721

Thank you for your request for information and pricing regarding our mobile litter fences. We're pleased to provide the following for your review.

\* Quote Reflects All Units Painted \*

QTY.	DESCRIPTION	UNIT PRICE	TOTAL	TX.
8	Bull Litter Fence with Canopy 2023	\$7,400.00	\$59,200.00	

SUBTOTAL	\$59,200.00
FREIGHT	\$2,900.00
SALES TAX	\$0.00
<b>QUOTE AMOUNT</b>	<b>\$62,100.00</b>

Compare the Bull litter fence w/Canopy to any other litter system, we're confident you'll find our units will outperform and outlast anything on the market. If you have any questions feel free to call 419-244-7916.

References are available upon request.

Sincerely,

Anthony Rowe, President

Call 419-244-7916 w/questions or to place an order  
Pricing is good for 30 days from date of issue  
10 Bulls can ship on a 48ft flatbed FOB  
5 Year Warranty  
Terms: Net 30

Quote

SOUTHWESTERN SALES CO.  
P. O. BOX 1257  
ROGERS. AR 72757-1257  
4796366943



Order Number: 0203617  
Order Date: 11/16/2023

Salesperson: CBS  
Customer Number: 24-MISC

**Sold To:**  
Dalton Whitfield LF  
4189 Old Dixie Highway SE, Dalton, GA 30  
DALTON, GA 30721

**Ship To:**  
Dalton Whitfield LF  
4189 Old Dixie Highway SE  
DALTON, GA 30721

**Confirm To:** Seth Lassiter

<b>Customer P.O.</b> RQF111623	<b>Ship VIA</b> WILL ADVISE	<b>F.O.B.</b>	<b>Terms</b> PREPAYMENT ONLY	<b>Expires</b> 12/16/2023
-----------------------------------	--------------------------------	---------------	---------------------------------	------------------------------

Item Number	Unit	Ordered	Shipped	Price	Amount
PLF2415 windARMOR Port. Litter Fence	EACH	8	0	7,000.000	56,000.00
Self install and Paint on site.					
PLF-LB Add. Lift Bracket Full Assy SELF INSTALL AND PAINT ON SITE =PREPAID FREIGHT & ADD TO INVOICE=	EACH	8	0	1,180.000	9,440.00

Net Order:	65,440.00
Less Discount:	0.00
Freight:	1,790.00
Sales Tax:	0.00
<b>Order Total:</b>	<b>67,230.00</b>

**Dalton-Whitfield Solid Waste Authority**  
**Stationary Compactors and Waste Container Quotes**  
**January-24**

Item	Vendor	
	Fleetgenius	Wastequip
Divided Glass Recycling Box	\$ 10,930.00	\$ 11,881.00
Shipping	\$ 925.10	\$ 1,014.00
<b>Total</b>	<b>\$ 11,855.10</b>	<b>\$ 12,895.00</b>
		\$ 1,039.90

Lead Time 5 weeks

Staff recommendation is FleetGenius





FLEETGENIUS™

# FleetGenius of NC

1808 Norwood St SW  
Lenoir NC 28645  
USA

## QUOTATION

Original

Quote No.: 52560  
Date: 01/05/24  
Valid Until: 02/05/24  
Customer No.: C01363  
Customer Ref. No.:  
Page No.: Page 1 of 3

BILL TO
Dalton-Whitfield Regional Solid Waste PO Box 1205  Dalton GA 30722-1205 USA

SHIP TO
Dalton/Whitfield : Old Dixie Landfill 4189 Old Dixie Hwy  Dalton GA 30721 USA

TOTAL
\$ 11,855.10

Sales Employee: Missi Templeton  
Contact Name: Dirk Verhoeff  
Terms: N30

Ship Via: Common Carrier  
FOB:

Item No.	Description	Unit Price	Quantity	Total
ROR-25-22(48)	Roll Off Rect 25 cu yd (22 ft x 48" sides)	\$ 10,930.00	1.000	\$ 10,930.00

Baker Green - FN001,

Recycle roll off container:

Container Size: 25 yard  
Roof Style: Octagon  
Doors / Openings per side: 4) 30x30 plastic sliding doors per side  
Hinged Dividers: 2 Dividers - 3 compartments (Gate End 115" , Center 96" , Hook End 44")  
Load Height (distance from Ground to Bottom of Opening): approx 60"  
Straight Sides

Container Body Specifications:  
Understructure Cross Members- 3" channel on 16" center  
2 gussets per cross member  
Main Rails - 2" x 6" tubing 3/16" wall, with solid bull nose  
Pull Hook - 1 1/2" w x 5 1/2" h x 2 1/2" eye opening  
Floor - 3/16" steel plate  
Wheels - 8" dia x 6" long with grease fitting  
Guide Rollers - 4" dia x 6" long with recessed grease fitting  
Sides and Front - 12 gauge steel  
Top Cap - 4" x 3" x 11 ga wall tubing  
Side Braces - 3" x 5" formed channels - 4 per side (rectangle)  
Hinges - heavy-duty hinges with grease fitting  
Paint - Primer inside and outside 2.0 mils, Industrial enamel finish to 2.0

Unit Prices Are Based On Less Than Truckload Quantity Orders

If The Order Reaches Truck Load Quantity, Prices Are Subject To a Truck Load Quantity Discount



FLEETGENIUS™

# FleetGenius of NC

1808 Norwood St SW  
Lenoir NC 28645  
USA

## QUOTATION

Original

Quote No.: 52560  
Date: 01/05/24  
Valid Until: 02/05/24  
Customer No.: C01363  
Customer Ref. No.:  
Page No.: Page 2 of 3

Item No.	Description	Unit Price	Quantity	Total
----------	-------------	------------	----------	-------

We Appreciate Your Interest In FleetGenius, And For This Opportunity To Do Business,

Missi Templeton  
South Region Sales Manager  
FleetGenius & Pinnacle Compactors  
828-448-8371 (cell)  
828-726-3001 (main office)  
mtempleton@fleetgenius.com (email)  
<https://www.fleetgenius.com> (website)

\*Lead Time: Approx ( 5 ) Weeks After Receipt Of Order - Subject To Change At Time Of Order

\*Prices Quoted Are Good For 30 Days From The Date Of The Quote

\*Sales Tax Will Be Applied Unless FG Has A Tax Exempt Certificate On File

\*Customer Is Responsible And Liable For Offloading Equipment Upon Delivery Unless Alternate Methods Have Been Arranged Prior To Delivery

### Order Terms and Conditions:

Order Confirmation – quotes are confirmed into orders based on customer verbal or written confirmation.

ALL INFORMATION CONTAINED IN A CONFIRMED QUOTE WILL BE CONSIDERED CORRECT AND ACCURATE AT THE TIME OF THE ORDER

Purchase Orders are required for order confirmation. The quoted product item, price, quantity, and specifications are also acknowledged at the time the order is confirmed.

Prices will be subject to change based on any subsequent alteration to quantity, product design or specification, logistics, or delivery schedule.

\*Order Cancellations – canceled or revised orders will be subject to 30% cancelation or change order fee.

\*Fees may be higher on custom engineered products.

Payment Terms – method and payment terms are confirmed at time of order. New and COD accounts will be subject to a 30% (nonrefundable) deposit, also 70% final payment due upon delivery. All credit card payments will be subject to a convenience fee of 4% (excluding parts orders)

SHIPMENT AND F.O.B. POINT. All shipments will be made after completion of manufacture unless otherwise agreed to in writing.

In the event the equipment delivery is delayed or postponed by the Purchaser the Purchaser will be invoiced immediately for the equipment

(less freight), and such invoice shall be due and payable according to these terms.

Storage shall be at the risk of the Purchaser and FleetGenius shall be liable only for the ordinary care of the property.

Unless stated in writing, all prices quoted or otherwise listed are F.O.B. point of manufacture.

All Products are invoiced upon completion when the sales order has met it's due date.

Warranty – standard FG warranty applies to all new products sold. Warranty date begins on the date the product is received.

Subtotal \$ 10,930.00  
Discount  
Shipping \$ 925.10



FLEETGENIUS™

## FleetGenius of NC

1808 Norwood St SW  
Lenoir NC 28645  
USA

## QUOTATION

Original

**Quote No.:** 52560  
**Date:** 01/05/24  
**Valid Until:** 02/05/24  
**Customer No.:** C01363  
**Customer Ref. No.:**  
**Page No.:** Page 3 of 3

---

**Remarks:** ROR-25-22 RC  
CC LTL Landstar Quote 010524FRI1023

---

**Total** **\$ 11,855.10**

---



395 South Main Street, Eagleville, TN, 37060  
 PHONE: 800-643-8713 FAX: 615-274-2636  
 WQ-10297867

**Sell To:**

Contact Name	Dirk Verhoeff	Ship To Name	Dalton/Whitfield Solid Waste
Bill To Name	Dalton/Whitfield Solid Waste	Ship To	4189 Old Dixie Hwy SE
Bill To	PO Box 1205 Dalton, GA 30722-1205 USA		Dalton, GA 30721 USA
Email	dverhoeff@dswswa.org		
Phone	(706) 277-2545		

**Quote Information**

Salesperson	Gary Stignani	Created Date	1/4/2024
Salesperson Email	<a href="mailto:gstignani@wastequip.com">gstignani@wastequip.com</a>	Expiration Date	1/19/2024
		Quote Number	WQ-10297867
			Please Reference Quote Number on all Purchase Orders

Product	Product Description	Description	Selected Option	Quantity	Sales Price	Total Price
Container - TN - 134029	30 Cubic Yard Standard Duty Rectangular Roll Off Container 22' Long - Floor: 7 gauge with 3" structural channels on 18" centers and 6" x 2" x 3/16" Structural Tubing Main Rails, Walls: 12 gauge with side columns on 36" centers and 3" x 4" x 11 gauge Top Rails, Primed and Painted any Standard Color	built as 22' 25yd rectangle	Color: TBD-Standard Color	1.00	\$5,323.00	\$5,323.00
Container - TN - ROC104	Crossmember Upgrade - 22' 16" Spacing from 18"			1.00	\$118.00	\$118.00
Container - TN - ROC401	Recycle Roof - A Frame Roof			1.00	\$2,623.00	\$2,623.00
Container - TN - ROC405	Recycle Roof - 30" x 30" Sliding Poly Door Each	(4) sliding doors per side, total of (8)		8.00	\$143.00	\$1,144.00
Container - TN - ROC407	Dividers - 62" High, Hinged with Floor Stop Each	(3) dividers		3.00	\$891.00	\$2,673.00

Payment Terms	Net 30 Days if credit has been established	Subtotal	\$11,881.00
Shipping Terms	FOB Origin	Shipping	\$1,014.00
		Tax	\$0.00
		Grand Total	\$12,895.00

**Additional Information**

**Additional Terms** Our Quote is a good faith estimate, based on our understanding of your needs. Subject to our acceptance, your Order is an offer to purchase our Products and services in accordance with the Wastequip Terms & Conditions of Sale ("WQ T&C") located at: <https://www.wastequip.com/terms-conditions-of-sale>, as of the date set forth in Section 1(b) of the WQ T&C, which are made a part of this Quote. These WQ T&Cs may be updated from time to time and are available by hard copy upon request.

**Additional Information** Pricing is based on your anticipated Order prior to the expiration of this Quote, including product specifications, quantities and timing. Any differences to your Order may result in different pricing, freight or other costs. Due to volatility in



395 South Main Street, Eagleville, TN, 37060

PHONE: 800-643-8713 FAX: 615-274-2636

WQ-10297867

petrochemical, steel and related Product material markets, actual prices and freight, are subject to change. We reserve the right, by providing notice to you at any time before beginning Product manufacturing, to increase the price of the Product(s) to reflect any increase in the cost to us which is due to any factor beyond our control (such as, without limitation, any increase in the costs of labor, materials, or other costs of manufacture or supply). Unless otherwise stated, materials and container sizes indicated on sales literature, invoices, price lists, quotations and delivery tickets are nominal sizes and representations – actual volume, Products and materials are subject to manufacturing and commercial variation and Wastequip's practices, and may vary from nominal sizes and materials. All prices are in US dollars; this Quote may not include all applicable taxes, brokerage fees or duties. If customer is not tax exempt, final tax calculations are subject to change.

### Signatures

Accepted By: \_\_\_\_\_

Company Name: \_\_\_\_\_

Date: \_\_\_\_\_

Purchase Order: \_\_\_\_\_

**Please Reference Quote Number on all Purchase Orders**

**Material Recovery Facility  
Monthly Revenues / Expenditures  
December-23**

<b><u>MRF Revenues</u></b>		Loads				
User Fees	338	1529.42 tons	\$	78,919.25		
OCC	5	111.60 tons	\$	12,276.00		
Mixed Paper	1	22.94 tons	\$	1,261.70		
Aluminum	0	0.00 tons	\$	-		
Bi-metal	0	0.00 tons	\$	-		
Glass	0	0.00 tons	\$	-		
#1 PET	1	22.09 tons	\$	5,743.40		
HDPE	0	0.00 tons	\$	-		
PP Carpet	0	0.00 tons	\$	-	Sale Loads	8
N 6 Carpet	0	0.00 tons	\$	-	Sale Tons	206.67
N 66 Carpet	0	0.00 tons	\$	-	Sale Dollars	\$ 22,836.27
Carpet Pad / Cust	0	0.00 tons	\$	-		
Mixed Carpet/Roll	0	0.00 tons	\$	-		
Mixed Plastic 1-7	0	0.00 tons	\$	-		
Contract Bales	1	50.04 tons	\$	3,555.17 *		
				<b>Revenues</b>	<b>\$</b>	<b>101,755.52</b>

<b><u>MRF Expenses</u></b>						
<b>Labor</b>	Wages & Benefits		\$	45,955.49		
	Temp Labor		\$	11,173.15		
					Labor	\$ 57,128.64
<b>Fixed</b>	Electric		\$	2,866.68		
	Security System		\$	62.39		
	Propane		\$	397.10		
	Insurance - Average		\$	153.50		
	Water		\$	318.05		
	Telephone		\$	264.67		
	Cell		\$	40.00		
					Fixed	\$ 4,102.39
<b>City Curbside</b>	Revenue Sharing	71	58.15 tons @	\$ 30.00 ton	Curbside	\$ 1,744.50
<b>Supplies</b>	Baling Wire		373 Bales @	\$ 4.00 bale		\$ 1,492.00
						\$ 816.49
	<i>Supplies</i>					
<b>Recycling Pulls</b>	Internal Rolloff		54 pulls @	\$ 110.00 ea		\$ 5,940.00
<b>Glass Transportation</b>			0 pulls @	\$ 365.00 ea		\$ -
<b>Electronics Recycling</b>						\$ -
<b>Vehicle</b>	Fuel and Lube					\$ 2,150.00
<b>Balefill/Disposal</b>	D-W to Bale Fill	1	2.00 tons @	\$ 21.75		\$ 43.50
	D-Bale (others)	0	0.00 tons @	\$ 21.75		\$ -
	Residual Waste	0	0.00 tons @	\$ 22.75		\$ -
	MRF--Landfill	96	1191.24 tons @	\$ 22.75		\$ 27,100.71
<b>Repair/Maintenance</b>			2% of Annual Cost			\$ 502.50
					Repairs/Maint	\$ 8,288.78

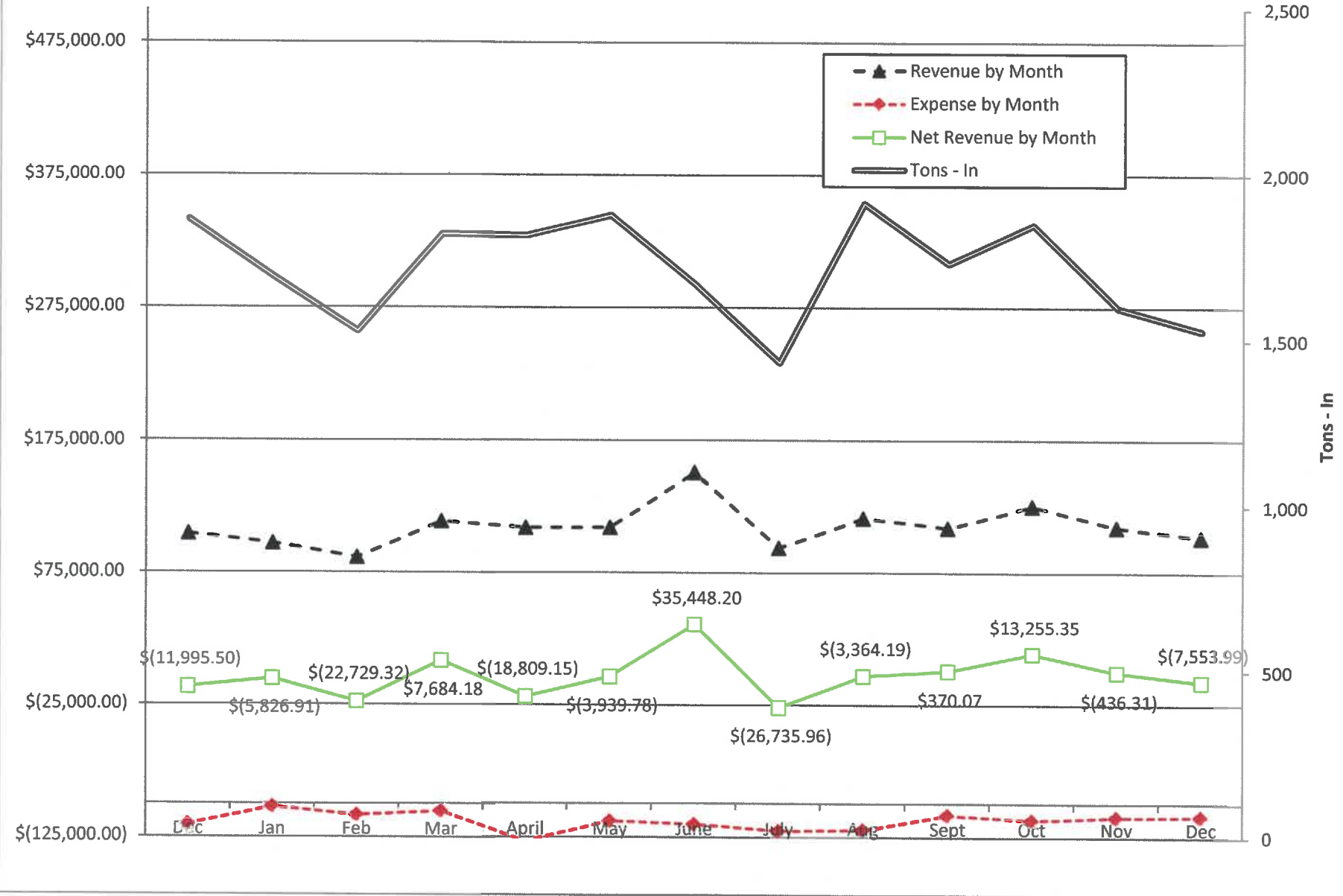
<b><u>NON Cash Expenses</u></b>	
<b>Baler Depreciation</b>	\$ 2,353.70
<b>Building Depreciation</b>	\$ 6,119.46
	\$ 8,473.16

**Expenses \$ 109,309.51**

<b>NOTES</b>	
Avoided Disposal Fees	\$ 14,791.92
Saved Airspace	537.89 cy

<b>Total Revenues</b>	<b>\$ 101,755.52</b>
<b>Total Expense</b>	<b>\$ 109,309.51</b>
<b>Net Revenue</b>	<b>\$ (7,553.99)</b>

# Materials Recovery Facility Trend Report - December 2023



Target Recycling					2023				
Commodity	Loads	Tons	Pounds	\$\$\$\$	\$ per ton	2022 \$ per ton	2021 \$ per ton	2020 \$ per ton	
January	Cardboard	34	142.94	285,880	\$6,432.30	\$45.00	\$175.00	\$ 95.00	\$ 45.00
	Mixed Paper	1	2.36	4,720	\$23.60	\$10.00	\$90.00	\$ 45.00	\$ 10.00
	PET	0	0.00	0	\$0.00	\$240.00	\$460.00	\$ 160.00	\$ 220.00
	Alum	1	1.00	2,000	\$1,400.00	\$1,400.00	\$1,720.00	\$ 1,030.00	\$ 840.00
	<b>totals</b>	<b>36</b>	<b>146.30</b>	<b>290,600</b>	<b>\$7,855.90</b>				
February	Cardboard	31	146.78	293,560	\$6,605.10	\$45.00	\$170.00	\$ 95.00	\$ 50.00
	Mixed Paper	1	4.76	9,520	\$47.60	\$10.00	\$85.00	\$ 40.00	\$ 5.00
	PET	0	0.00	0	\$0.00	\$280.00	\$460.00	\$ 190.00	\$ 240.00
	Alum	0	0.00	0	\$0.00	\$1,600.00	\$1,960.00	\$ 1,130.00	\$ 960.00
	<b>totals</b>	<b>32</b>	<b>151.54</b>	<b>303,080</b>	<b>\$6,652.70</b>				
March	Cardboard	36	150.82	301,640	\$6,786.90	\$45.00	\$165.00	\$ 100.00	\$ 60.00
	Mixed Paper	2	12.59	25,180	\$188.85	\$15.00	\$85.00	\$ 40.00	\$ 5.00
	PET	0	0.00	0	\$0.00	\$340.00	\$730.00	\$ 215.00	\$ 250.00
	Alum	1	1.62	3,240	\$2,268.00	\$1,400.00	\$1,980.00	\$ 1,280.00	\$ 760.00
	<b>totals</b>	<b>39</b>	<b>165.03</b>	<b>326,820</b>	<b>\$9,243.75</b>				
April	Cardboard	33	137.16	274,320	\$7,543.80	\$55.00	\$160.00	\$ 105.00	\$ 95.00
	Mixed Paper	0	0.00	0	\$0.00	\$20.00	\$85.00	\$ 40.00	\$ 10.00
	PET	0	0.00	0	\$0.00	\$320.00	\$980.00	\$ 300.00	\$ 200.00
	Alum	0	0.00	0	\$0.00	\$1,400.00	\$2,020.00	\$ 1,360.00	\$ 760.00
	<b>totals</b>	<b>33</b>	<b>137.16</b>	<b>274,320</b>	<b>\$7,543.80</b>				
May	Cardboard	38	162.10	324,200	\$10,536.50	\$65.00	\$155.00	\$ 110.00	\$ 135.00
	Mixed Paper	3	16.87	33,740	\$421.75	\$25.00	\$85.00	\$ 40.00	\$ 25.00
	PET	0	0.00	0	\$0.00	\$300.00	\$860.00	\$ 340.00	\$ 200.00
	Alum	1	1.62	3,240	\$2,268.00	\$1,400.00	\$1,350.00	\$ 1,360.00	\$ 760.00
	<b>totals</b>	<b>42</b>	<b>180.59</b>	<b>361,180</b>	<b>\$13,226.25</b>				
June	Cardboard	31	126.08	252,160	\$9,456.00	\$75.00	\$155.00	\$ 135.00	\$ 100.00
	Mixed Paper	2	10.14	20,280	\$304.20	\$30.00	\$85.00	\$ 65.00	\$ 25.00
	PET	0	0.00	0	\$0.00	\$200.00	\$840.00	\$ 500.00	\$ 190.00
	Alum	0	0.00	0	\$0.00	\$1,400.00	\$940.00	\$ 1,460.00	\$ 760.00
	<b>totals</b>	<b>33</b>	<b>136.22</b>	<b>272,440</b>	<b>\$9,760.20</b>				
July	Cardboard	30	121.91	243,820	\$9,143.25	\$75.00	\$165.00	\$ 155.00	\$ 80.00
	Mixed Paper	0	0.00	0	\$0.00	\$30.00	\$85.00	\$ 85.00	\$ 25.00
	PET	0	0.00	0	\$0.00	\$220.00	\$700.00	\$ 510.00	\$ 190.00
	Alum	1	0.99	1,980	\$1,188.00	\$1,200.00	\$1,300.00	\$ 1,300.00	\$ 780.00
	<b>totals</b>	<b>31</b>	<b>122.90</b>	<b>245,800</b>	<b>\$10,331.25</b>				
August	Cardboard	39	170.14	340,280	\$14,461.90	\$85.00	\$140.00	\$ 195.00	\$ 80.00
	Mixed Paper	0	0.00	0	\$0.00	\$30.00	\$55.00	\$ 110.00	\$ 25.00
	PET	0	0.00	0	\$0.00	\$165.00	\$240.00	\$ 555.00	\$ 180.00
	Alum	1	1.73	3,460	\$2,076.00	\$1,200.00	\$1,300.00	\$ 1,530.00	\$ 1,020.00
	<b>totals</b>	<b>40</b>	<b>171.87</b>	<b>343,740</b>	<b>\$16,537.90</b>				
September	Cardboard	35	129.33	258,660	\$12,286.35	\$95.00	\$95.00	\$ 205.00	\$ 80.00
	Mixed Paper	3	11.67	23,340	\$466.80	\$40.00	\$25.00	\$ 115.00	\$ 30.00
	PET	0	0.00	0	\$0.00	\$210.00	\$200.00	\$ 560.00	\$ 170.00
	Alum	0	0.00	0	\$0.00	\$1,300.00	\$1,300.00	\$ 1,670.00	\$ 980.00
	<b>totals</b>	<b>38</b>	<b>141.00</b>	<b>282,000</b>	<b>\$12,753.15</b>				
October	Cardboard	36	130.70	261,400	\$13,723.50	\$105.00	\$55.00	\$ 205.00	\$ 80.00
	Mixed Paper	3	14.07	28,140	\$633.15	\$45.00	\$10.00	\$ 115.00	\$ 35.00
	PET	0	0.00	0	\$0.00	\$0.00	\$240.00	\$ 560.00	\$ 140.00
	Alum	1	1.12	2,240	\$1,411.20	\$1,260.00	\$1,400.00	\$ 1,720.00	\$ 980.00
	<b>totals</b>	<b>40</b>	<b>145.89</b>	<b>291,780</b>	<b>\$15,767.85</b>				
November	Cardboard	34	120.63	241,260	\$13,269.30	\$110.00	\$45.00	\$ 195.00	\$ 80.00
	Mixed Paper	1	4.48	8,960	\$224.00	\$50.00	\$10.00	\$ 105.00	\$ 40.00
	PET	0	0.00	0	\$0.00	\$260.00	\$190.00	\$ 495.00	\$ 160.00
	Alum	0	0.00	0	\$0.00	\$1,200.00	\$1,400.00	\$ 1,720.00	\$ 940.00
	<b>totals</b>	<b>35</b>	<b>125.11</b>	<b>250,220</b>	<b>\$13,493.30</b>				
December	Cardboard	34	144.78	289,560	\$15,925.80	\$110.00	\$45.00	\$ 180.00	\$ 90.00
	Mixed Paper	0	0.00	0	\$0.00	\$55.00	\$10.00	\$ 95.00	\$ 45.00
	PET	0	0.00	0	\$0.00	\$260.00	\$270.00	\$ 360.00	\$ 160.00
	Alum	1	1.77	3,540	\$2,124.00	\$1,200.00	\$1,400.00	\$ 1,580.00	\$ 1,040.00
	<b>totals</b>	<b>35</b>	<b>146.55</b>	<b>293,100</b>	<b>\$18,049.80</b>				
<b>Totals</b>	<b>434</b>	<b>1770.16</b>	<b>3,535,080</b>	<b>\$141,215.85</b>					
	<b>Loads</b>	<b>Tons</b>	<b>Pounds</b>	<b>\$\$\$\$</b>	<b>2023</b>	<b>2022</b>	<b>2021</b>	<b>2020</b>	
					Avg \$ Year	Avg \$ Year	Avg \$ Year	Avg \$ Year	
Cardboard	411	1683.37	3,366,740	\$126,170.70	\$75.83	\$127.08	\$147.92	\$81.25	
Mixed Paper	16	76.94	153,880	\$2,309.95	\$30.00	\$59.17	\$74.58	\$23.33	
PET	0	0.00	0	\$0.00	\$232.92	\$514.17	\$395.42	\$191.67	
Alum	7	9.85	19,700	\$12,735.20	\$1,330.00	\$1,505.83	\$1,428.33	\$881.67	



# December 2023

## TARGET RECYCLING AT SCHOOL MONTHLY REPORT

WWW.DWSWA.ORG  
706-278-5001

**Target Recycling**, managed by the Dalton-Whitfield Solid Waste Authority's Recycling Center in Dalton, provides collection of recyclables at no charge to local businesses and schools interested in recycling. Recycling collection saves local school districts hundreds of dollars in waste collection fees each month.

## Overall Recycling Rates Top Five Schools for December 2023

During the month of December 2023 all of the schools recycling with Target Recycling collected a total of 53,630 pounds of recyclable materials for a recycling rate of 2.6 pounds per student.

That saves approximately 456 trees! It also weighs approximately 35,766 of the Times Square New Year's Ball. Let's make a resolution to recycle more this year!

School	School Pop.	Quantity (lbs)	Per-Capita (lb/student)
Learning Tree Elem. School Private	82	1,140	13.9
New Hope Elementary School	485	6,040	12.5
Dawnville Elem School	423	2,820	6.7
Varnell Elementary School	384	1,790	4.7
Cohutta Elementary School	298	1,310	4.4
<b>Total</b>	<b>1,672</b>	<b>13,100</b>	<b>7.8</b>

Recycling Rates are calculated by dividing the number of students at the school by the weight (in pounds) of the recyclables collected during a one-month period.

\* If there is an error in student population count for your school please call us to update the report at 706-278-5001.

## Individual School Recycling Rates

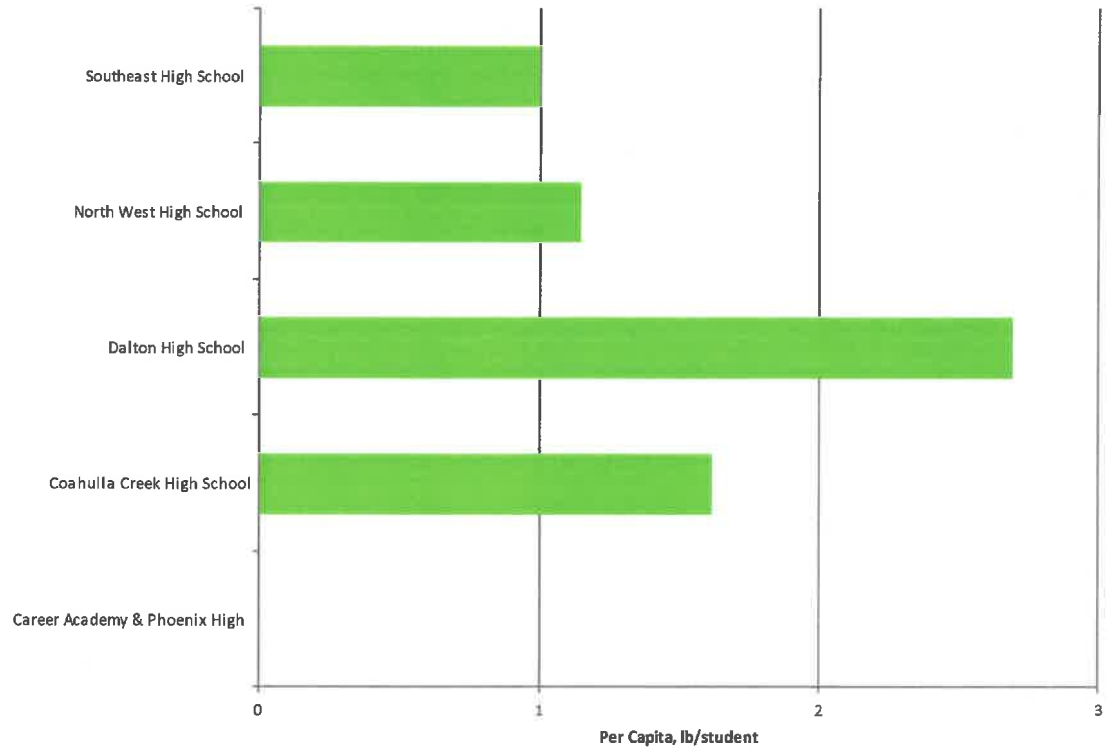
High Schools	School Population	Total Pounds	Per-Capita (lb/student)
Career Academy & Phoenix High	780	0	0.0
Coahulla Creek High School	1015	1640	1.6
Dalton High School	1395	3760	2.7
North West High School	1142	1310	1.1
Southeast High School	1524	1520	1.0
<b>Totals</b>	<b>5,856</b>	<b>8,230</b>	<b>1.4</b>

Target Recycling at School takes the collection program a step further by providing a complimentary Environmental Education program that teaches student to be more environmentally friendly.

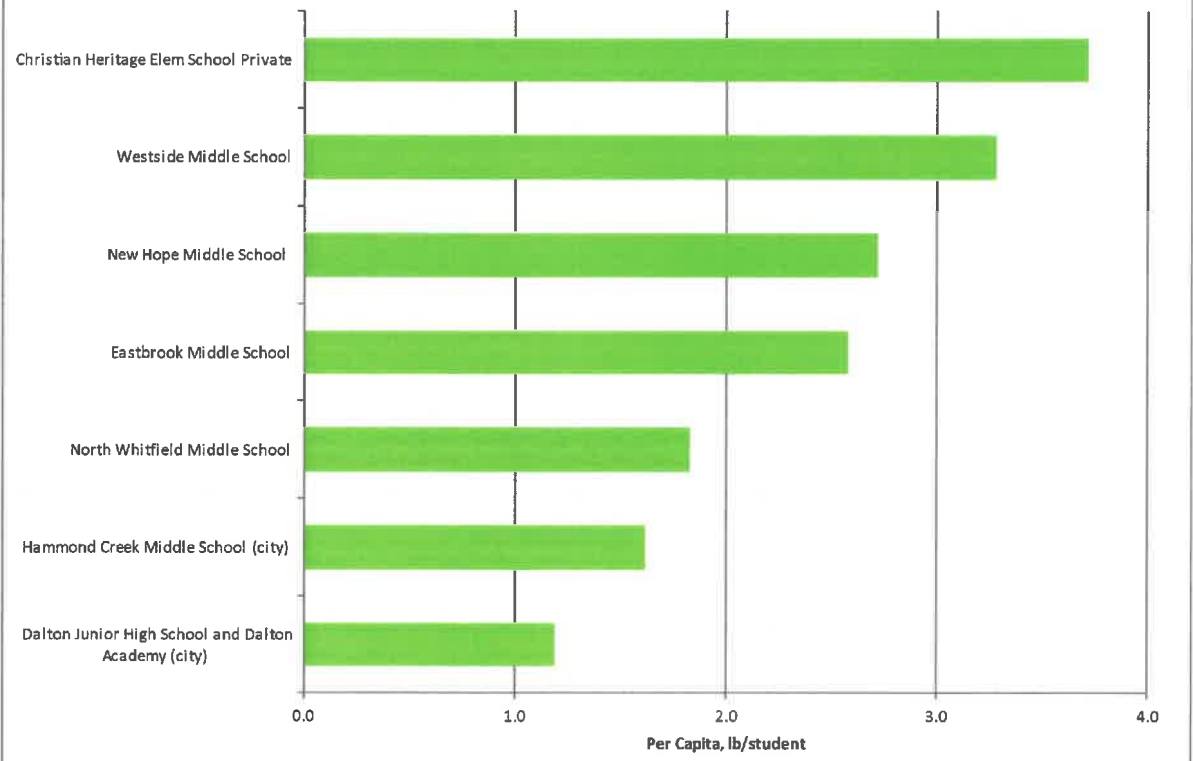
Middle Schools	School Population	Total Pounds	Per-Capita (lb/student)
Christian Heritage Elem School Private	371	1380	3.7
Dalton Junior High School and Dalton Academ	1527	1820	1.2
Eastbrook Middle School	629	1620	2.6
Hammond Creek Middle School (city)	1052	1700	1.6
New Hope Middle School	441	1200	2.7
North Whitfield Middle School	776	1420	1.8
Valley Point Middle School	419	1630	3.9
Westside Middle School	402	1320	3.3
<b>Totals</b>	<b>5,617</b>	<b>12,090</b>	<b>2.2</b>

Elementary Schools	School Population	Total Pounds	Per-Capita (lb/student)
Antioch Elementary School	470	1400	3.0
Beaverdale Elementary School	433	1070	2.5
Blue Ridge Elem & Northstar School (city)	629	1700	2.7
Brookwood Elem School (city)	701	1300	1.9
Cedar Ridge Elementary School	369	830	2.2
City Park Elem School (city)	706	1280	1.8
Cohutta Elementary School	298	1310	4.4
Dawnville Elem School	423	2820	6.7
Dug Gap Elementary School	355	1430	4.0
Eastside Elem & Crossroads Academy School	586	1190	2.0
Learning Tree Elem. School Private	82	1140	13.9
New Hope Elementary School	485	6040	12.5
Park Creek Elem School (city)	578	1430	2.5
Pleasant Grove Elem. School	444	1380	3.1
Roan Elem School (city)	452	1270	2.8
Tunnel Hill Elementary School	306	1310	4.3
Valley Point Elem. School	419	1610	3.8
Varnell Elementary School	384	1790	4.7
Westside Elementary School	546	1520	2.8
Westwood Elem. School (city)	597	1490	2.5
<b>Totals</b>	<b>9,263</b>	<b>33,310</b>	<b>3.6</b>

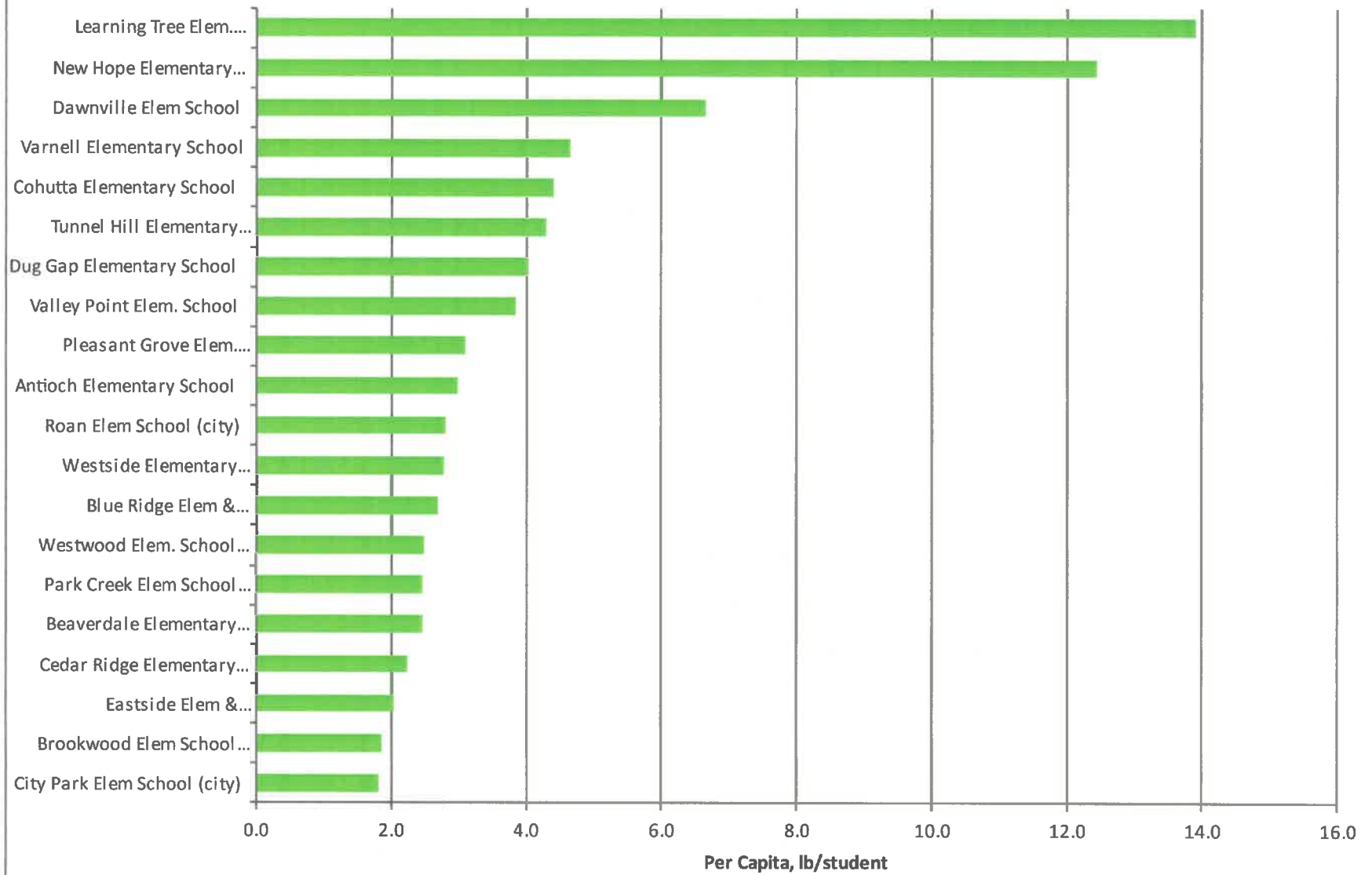
### High Schools - December 2023 Per Capita Results



### Middle Schools - December 2023 Per Capita Results



### Elementary Schools - December 2023 Per Capita Results

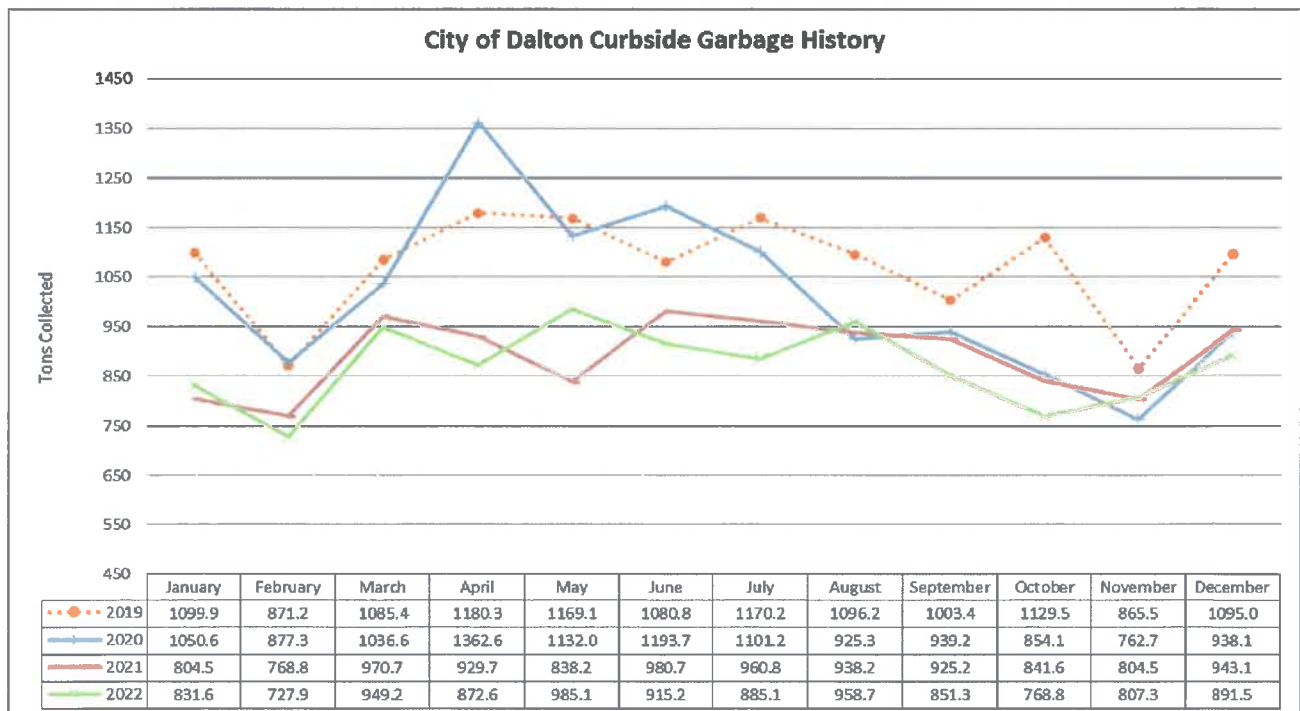
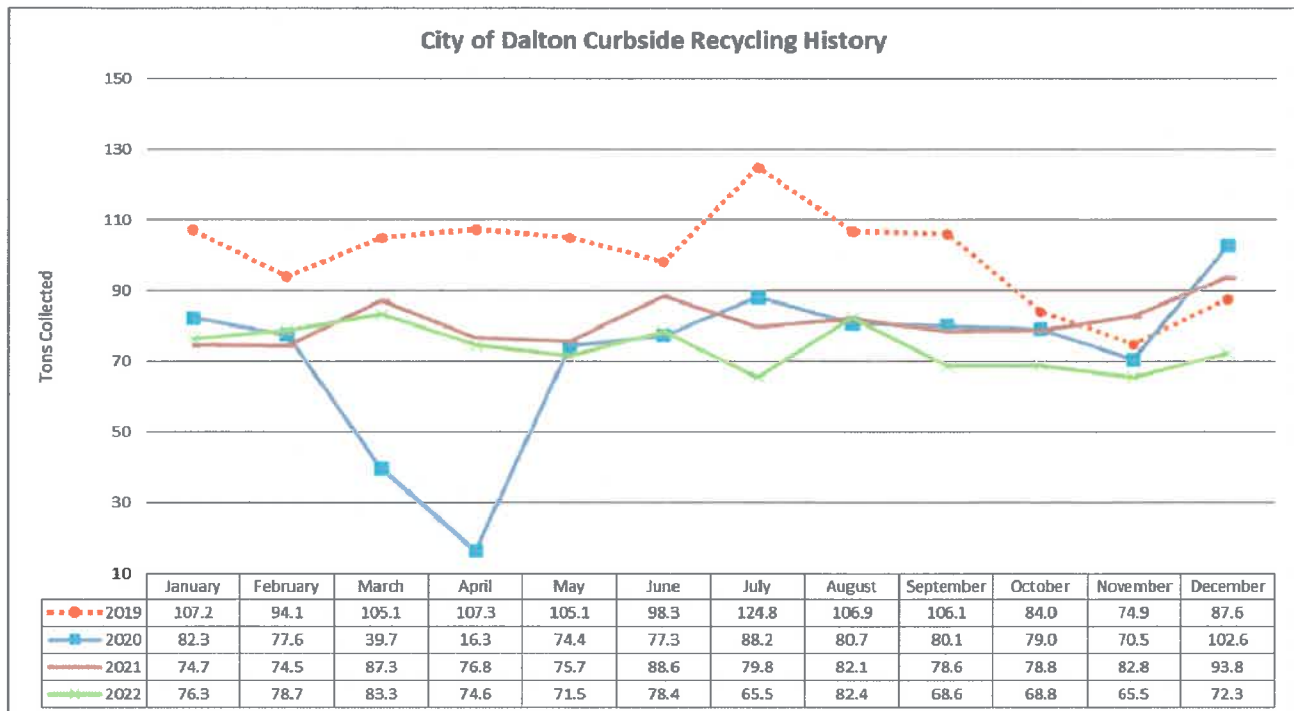


# City of Dalton Curbside Recycling Report – December 2022

Prepared by the Dalton-Whitfield Regional Solid Waste Management Authority | [www.DWSWA.org](http://www.DWSWA.org)

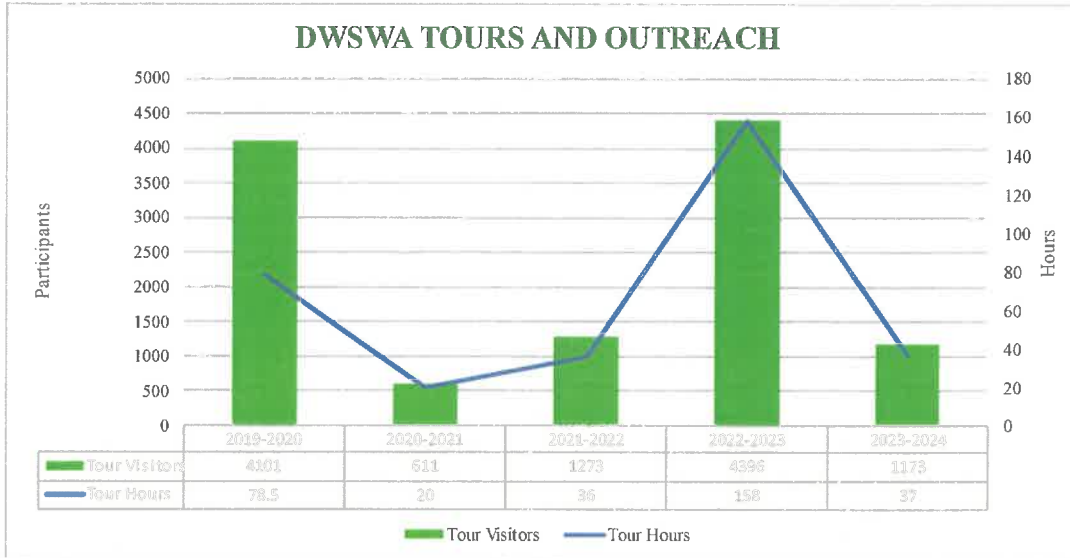
The City of Dalton Curbside Recycling Program collected 72.3 tons (144,640 lbs.) of recyclables in December 2022. It's a 22.9% decrease compared to December 2021 when 93.8 tons were collected. 72.3 tons saves 121 cubic yards of landfill space. 891.5 tons (1,782,900 lbs.) of garbage was disposed of in December 2022 by the City of Dalton. It's a decrease of

5.5% compared to 943.1 tons collected in December 2021. The waste diversion rate for December 2022 is 7.5%. The Dalton-Whitfield Solid Waste Authority has credited the City of Dalton Public Works Department \$2,169.60 for the revenue sharing of recyclables received in December 2022.

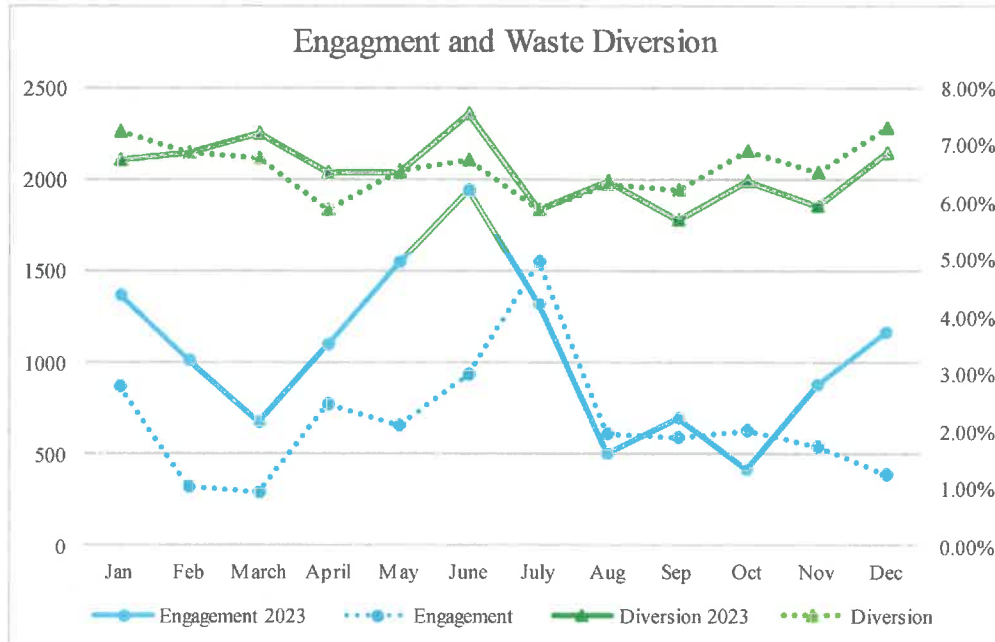


# Communication, Education, Marketing Report

## Tours and Outreach



## Marketing and Waste Diversion Comparison



	Jan-23	Feb-23	Mar-23	Apr-23	May-23	Jun-23	Jul-23	Aug-23	Sep-23	Oct-23	Nov-23	Dec-23
<b>Diversion Rate</b>	7.85%	8.01%	8.10%	7.69%	7.49%	7.55%	5.90%	7.65%	6.74%	7.60%	7.19%	6.88%
<b>Curbside Diversion</b>	7.0%	7.4%	7.1%	6.9%	6.4%	6.0%	6.0%	5.6%	5.5%	6.1%	5.9%	6.2%
<b>Total Recycling</b>	1228	292.995	336.2	289.55	345.475	266.26	245.17	335.1	270.66	295.64	270.64	283.79
<b>Total Reach</b>	27440	12400	11575	11327	27183	15191	22447	13454	14086	8647	12634	25912
<b>Total Engagement</b>	1397	1016	672	1095	1554	1941	1323	503	694	412	876	1165

January 1 through December 31 – 2023

## Website

	2023	2022	2021	2020	2019	2018	2017
<b>Users</b>	26,639	31,532	33,480	37,079	28,304	21,659	15,987
<b>Sessions</b>	22,585	26,695	35,868	43,528	33,877	26,515	19,688
<b>Page Views</b>	38,540	45,866	52,335	61,946	50,036	42,724	33,377

## Social Media Following

Platform	2023 Followers	2022 Followers	2021 Followers
<b>Facebook: Recycling Ben</b>	695	642	634
<b>Facebook: KDWB</b>	1,868	1,764	1,561
<b>Facebook: DWSWA</b>	190	150	128
<b>Instagram: Recycling Ben</b>	234	223	216
<b>Instagram: KDWB</b>	1056	1017	980
<b>Total</b>	4,043	3,796	3,519

## Email Campaigns

Audience	2023 Subscribers	2022 Subscribers	2021 Subscribers
<b>Target School Recycling</b>	927	958	1,081
<b>KDWB</b>	235	183	152
<b>DWSWA</b>	382	367	350
<b>Total</b>	1,544	1,508	1,583

## Press & Coverage:

**DWSWA | 26 Recycle and Reuse Articles**

**DWSWA | News Channel 3 Billboard Contest**

**DWSWA | News Channel 3 Holiday Waste**

**DWSWA | Hulu Ad - 34,340**

**DWSWA | GA SWANA Social Media Recognition**

**KDWB | News WDNN-10 Interview**

**KDWB | Northwest Georgia Radio Ads**

**KDWB | News Channel 9 feature**

**CONVENIENCE CENTERS -- VOLUNTARY DROP-OFF RECYCLING  
2023**

	1st Quarter	2nd Quarter	3rd Quarter	4th Quarter	YTD	
<b>McGaughey Chapel</b>						
Recycled (Tons)	38	41	42	45	166	Tons
Landfill (Tons)	522	602	591	605	2320	Tons
Percentage Recycled	7%	6%	7%	7%	7%	%

<b>MLK</b>						
Recycled (Tons)	79	98	84	92	352	Tons
Landfill (Tons)	987	1090	1086	1097	4260	Tons
Percentage Recycled	7%	8%	7%	8%	8%	%

<b>Old Dixie</b>						
Recycled (Tons)	45	33	38	33	149	Tons
Landfill (Tons)	819	958	896	876	3549	Tons
Percentage Recycled	5%	3%	4%	4%	4%	%

<b>Westside</b>						
Recycled (Tons)	44	40	44	46	174	Tons
Landfill (Tons)	506	522	497	505	2030	Tons
Percentage Recycled	8%	7%	8%	8%	8%	%

<b>TOTALS</b>						
Recycled (Tons)	206	212	207	216	840	Tons
Landfill (Tons)	2834	3172	3070	3083	12159	Tons
Percentage Recycled	7%	6%	6%	7%	6%	%

<b>Airspace Saved - CY</b>	<b>316</b>	<b>326</b>	<b>318</b>	<b>332</b>	<b>1293</b>	
<b>Avoided Disposal Cost</b>	<b>\$5,704.85</b>	<b>\$5,883.00</b>	<b>\$5,737.31</b>	<b>\$5,994.56</b>	<b>\$23,319.71</b>	



**DWSWA Convenience Center Visitor Count**

Year	Site	Jan	Feb	Mar	Apr	May	Jun	Jul	Aug	Sep	Oct	Nov	Dec	ADT	ADTx306
2022	McGaughey	16,232	14,920	16,329	16,458	17,822	16,833	17,950	16,967	17,244	16,455	16,212	17,478	550	168,394
	MLK	22,482	20,041	21,472	21,659	24,029	23,393			11,490	15,575	17,508	17,497	652	199,417
	Old Dixie	7,808	7,120	8,786	7,897	8,126	7,719	8,275	7,564	7,980	9,237	8,950	7,998	267	81,665
	Westside	14,182	12,888	14,329	14,135	14,451	13,320	14,549	14,101	13,100	13,105	13,173	13,393	451	138,071
		60,705	54,969	60,915	60,149	64,428	61,265	40,774	38,632	49,814	54,372	55,842	56,367	1,920	587,547
2023	McGaughey	15,586	14,402	16,151	16,006	18,126	16,651	20,497	17,673	17,657	16,568	17,493	19,052	555	169,926
	MLK	15,905	14,471	15,503	15,479	16,752	15,391	16,584	15,159	15,840	15,517	16,254	18,035	523	159,892
	Old Dixie	8,076	7,545	8,962	8,232	8,506	7,866	8,990	8,125	8,087	7,921	7,623	7,763	268	81,935
	Westside	12,970	11,319	12,827	12,976	13,571	12,736	14,190	13,189	13,087	13,681	13,969	14,943	437	133,593
		52,537	47,737	53,444	52,692	56,954	52,645	60,260	54,146	54,671	53,687	55,338	59,793	1,782	545,346