



DALTON-WHITFIELD REGIONAL SOLID WASTE MANAGEMENT AUTHORITY AGENDA

APRIL 17, 2023

4:00 PM

**DALTON CITY HALL – MAYOR & COUNCIL CHAMBERS, 300 WAUGH STREET,
DALTON, GEORGIA**

- I. Approval of Agenda**
- II. Public Commentary**
- III. OLD BUSINESS**
 - A. Approval of Executive Session Minutes – February 20, 2023**
 - B. Approval of Executive Session Minutes – March 20, 2023**
 - C. Approval of Minutes – March 20, 2023**
 - D. MRF Water Line Repair Quotes**
 - E. Aljon Compactor Rebuild option update**
- IV. NEW BUSINESS**
 - A. Financial & Operational Reports**
 1. Status of Accounts – March
 2. Rainfall Report
 - B. Construction / Special Project Report**
 1. Phase 6 Cell 6 MSW Landfill Construction Update
 - C. Recycling / Other Reports**
 1. MRF Report – February
 2. Target Recycling Program Update
 3. Recovered Materials Markets
 4. School Recycling Report
 5. Curbside Recycling Report – City of Dalton
 6. Convenience Center Recycling
 7. Keep Dalton-Whitfield Beautiful – Earth Day Clean-up Event
 8. Other
- V. Adjourn**

**DALTON-WHITFIELD REGIONAL SOLID WASTE MANAGEMENT AUTHORITY
P.O. BOX 1205 DALTON, GA 30722-1205
TELEPHONE 706/277-2545 FAX 706/277-2546**



Dalton-Whitfield Regional Solid Waste Management Authority
MINUTES FROM THE EXECUTIVE SESSION HELD February 20, 2023

The board closed the regular meeting and began the Executive Session on the following motion:

MOTION: Jones
SECOND: Dunn

A. Executive Session –Litigation Update

Tyree Goodlett called the Executive Session to order.

Board Attorney Henry Tharpe made an attorney client privileged report of the status and issues related to the current litigation pending in Federal court.

No action was taken on the above matter and the board adjourned the Executive Session and returned to the regular meeting on the following motion:

MOTION: Dunn
SECOND: Jensen

 Tyree Goodlett, Chairman

 Jevin Jensen

 David Pennington

 Benny Dunn

 Greg Jones

 Dirk Verhoeff, Executive Director

 Recorded & Approved



Dalton-Whitfield Regional Solid Waste Management Authority

MINUTES FROM THE EXECUTIVE SESSION HELD March 20, 2023

The board closed the regular meeting and began the Executive Session on the following motion:

MOTION: Jones
SECOND: Dunn

A. Executive Session –Litigation Update

Tyree Goodlett called the Executive Session to order.

Board Attorney Henry Tharpe made an attorney client privileged report of the status and issues related to the current litigation pending in Federal court.

No action was taken on the above matter and the board adjourned the Executive Session and returned to the regular meeting on the following motion:

MOTION: Pennington
SECOND: Dunn

Tyree Goodlett, Chairman

Jevin Jensen

David Pennington

Benny Dunn

Greg Jones

Dirk Verhoeff, Executive Director

Recorded & Approved



Dalton-Whitfield Regional Solid Waste Management Authority

MINUTES FROM MEETING HELD March 20, 2023

Tyree Goodlett called the meeting to order at 4:00 p.m.

Members present – David Pennington, Tyree Goodlett, Greg Jones and Benny Dunn

Others present are listed below:

Henry Tharpe – Sponcler & Tharpe, Rob Estes – Estes & Walcott

Staff – Dirk Verhoeff, Seth Lassitter, Michael Foxx and Amy Hartline

I. Approval of Agenda

Members received and reviewed written copies of the March 20, 2023 agenda. The agenda was approved unanimously as follows:

MOTION: Dunn
SECOND: Pennington

II. Public Hearing – Materials Recovery Facility (MRF) Major Modification Solid Waste Management Plan Consistency Hearing.

No public comments were received.

The DWSWA Board approved unanimously as follows to present the Whitfield County Board of Commissioners with a recommendation that the proposed major modification should be deemed consistent with the current SWMP.

MOTION: Dunn
SECOND: Jones

III. Public Commentary

There was no public commentary.

IV. OLD BUSINESS

A. Approval of Minutes – February 20, 2023

Members received and reviewed written copies of the minutes from the February 20, 2023 meeting. The minutes were approved unanimously as follows:

MOTION: Pennington
SECOND: Dunn

V. NEW BUSINESS

A. Financial & Operational Reports

1. Status of Accounts – February

Dirk Verhoeff reviewed the status of accounts through February 2023. All revenues are above budget with the exception of MRF and landfill gas revenues. Dirk reported that the major expenses for the landfill development budget was the purchase of two leachate pump station control panels and construction QCA for the new landfill cell 6. Dirk also reported that the primary operations budget is within budget with the exception of materials and contracts and MRF operations (recycling). Materials and contracts is slightly above budget due to the purchase of aggregated for landfill haul roads and other site roads due to excessive rain. The second, MRF operations, is above budget due to contract staffing costs. The Board approved four positions for the MRF that was budgeted towards the wages line item. Once permanent staff are hired, the contract staffing expenses will end and the labor wages will come out of the wages budget.

2. Rainfall Report

Dirk Verhoeff reviewed the rainfall data through March 16, 2023. Dirk reported that the landfill received 114% of normal for January and 80% of normal for February.

3. Letter of Intent to purchase Aljon Compactor in 2024

Dirk Verhoeff presented a quote for a soul sourced Aljon trash compactor to be purchased in 2024. Due to the extended time to supply the equipment and rising costs, Dirk requested the Board approve submitting a Letter of Intent to purchase the equipment in 2024. This will ensure the price is fixed and the machine is available in early 2024. Mr. Jones asked if the older machine can be rebuilt from the frame up at a lower price. Dirk stated that he is not sure if Aljon by C&C MFG offers a re-build program. Dirk states that the Authority has done frame-up rebuilds on CAT equipment with poor results. Dirk stated that garbage is much harder on heavy equipment than soil and that at 10,000 hours, operation and maintenance cost begin to increase significantly. Mr. Pennington asked what the trade-in price is. Dirk stated that the Authority was offered \$90,000 for their 2015 machine. Mr. Goodlett asked if the trade in value is good until we traded in the machine in early 2024. Dirk stated that the Authority will continue to run the machine and will receive \$90,000 in 2024 when we receive the new machine. Dirk reminded the Board that the Aljon machine has historically been the only machine to successfully operate in our waste stream due to the high percentage of carpet waste.

The Board asked staff to find out if Aljon has a rebuild program and determine timeline for rebuild.

A motion was made and approved unanimously, as follows, to submit a letter of intent to purchase a new machine in 2024 and to consider rebuild of existing 2015 machine.

MOTION: Jones

SECOND: Dunn

B. Construction / Special Project Reports

1. Phase 6 Cell 6 MSW Landfill Construction Update

Dirk Verhoeff updated the Board on the Cell 6 construction progress. Dirk stated that clay liner is being placed and is passing all CQA testing. It is hopeful that the clay liner will be completed in the next month and the synthetic liner can then be installed. The progress is dependent on the weather.

C. Recycling / Other Reports

The board reviewed the following reports and heard highlights from each.

1. MRF Report – February
2. Target Recycling Program Update
3. Recovered Materials Markets
4. School Recycling Report –
5. Curbside Recycling Report – City of Dalton
6. Convenience Center Recycling

D. Enter into Executive Session

A motion was made to enter into Executive Session to discuss potential litigation on the following motion:

MOTION: Jones

SECOND: Dunn

E. Adjourn from Executive Session – (Litigation)

The Authority adjourned from their Executive Session and returned to their regular meeting on the following motion.

MOTION: Dunn

SECOND: Jensen

VI. Adjourn from Regular Meeting

The Authority adjourned from their regular meeting on the following motion:

MOTION: Jones

The Authority adjourned unanimously.

Tyree Goodlett, Chairman

Dirk Verhoeff, Secretary/Treasurer

Recorded & Approved



ELLIS
Contracting, INC.
706-695-9838



1381 Hwy. 286 W.
Chatsworth, GA 30705

Fax (706) 517-3114
elliscontracting@yahoo.com

P.O. Box 426
Eton, GA 30724-0426

February 3, 2023

Dalton-Whitfield Regional Solid Waste Management Authority
P.O. Box 1205
Dalton, GA 30722-1205

Attn.: Dirk Verhoeff

Ref.: MRF 4" Water Line

Quote

Replace existing 4" PVC with 4" HDPE I.P.S. by directional
bore, approximately 1,500 L.F.
With 2 - tie ins to existing

Lump Sum Total

\$ 62,500.00

Date:	3/14/2023
Customer Name:	Dirk Verhoeff
Project Description:	4-inch Water Line Replacement
Project Number:	N/A
Yellow Order No.:	N/A

Bid Sheet

Item No.	Approx. Quantity	Unit	Description	Labor	
				Unit Price	Total Price
1.)	1,500	L.F.	6" Class 350 DIP	\$ 20.00	\$ 30,000.00
2.)	1	Each	Connect to Meter Vault	\$ 1,000.00	\$ 1,000.00
3.)	1	Each	Connect to existing 4-inch line	\$ 1,000.00	\$ 1,000.00
4.)	1	Each	1" Water Tap for flushing/chlorination	\$ 500.00	\$ 500.00
5.)	1	Each	4"x4" tapping saddle	\$ 250.00	\$ 250.00
6.)	1	Each	4" Tapping valve	\$ 125.00	\$ 125.00
7.)	4	Hrs	Mulching machine for ROW clearing	\$ 250.00	\$ 1,000.00
8.)	4	Each	4" D.I. Fittings	\$ 100.00	\$ 400.00
9.)	20	Each	4" Locking gaskets	\$ 10.00	\$ 200.00
10.)	10	Each	4" Field Lock kits	\$ 25.00	\$ 250.00
11.)	2	Each	Miscellaneous Fittings	\$ 100.00	\$ 200.00

Sub-Total (Labor): \$34,925.00

Item No.	Approx. Quantity	Unit	Description	Materials	
				Unit Price	Total Price
1.)	1,500	L.F.	6" Class 350 DIP	\$ 23.53	\$ 35,295.00
2.)	1	Each	Connect to Meter Vault	\$ 0.00	\$ 0.00
3.)	1	Each	Connect to existing 4-inch line	\$ 0.00	\$ 0.00
4.)	1	Each	1" Water Tap for flushing/chlorination	\$ 70.00	\$ 70.00
5.)	1	Each	4" D.I. Tee	\$ 91.91	\$ 91.91
6.)	1	Each	4" Gate valve	\$ 380.80	\$ 380.80
7.)	4	Hrs	Mulching machine for ROW clearing	\$ 0.00	\$ 0.00
8.)	4	Each	6" D.I. Fittings	\$ 130.00	\$ 520.00
9.)	20	Each	6" Locking gaskets	\$ 86.06	\$ 1,721.20
10.)	2	Each	4" Field Lock kits	\$ 40.10	\$ 80.20
11.)	2	Each	Miscellaneous Fittings	\$ 130.00	\$ 260.00
12.)	225	Tons	Stone Bedding	\$ 30.00	\$ 6,750.00
13.)	2	Each	6"x4" D.I. MJ Reducer	\$ 60.39	\$ 120.78
14.)	12	Each	6" Field Lock kits	\$ 68.64	\$ 823.68

Sub-Total (Materials): \$46,113.57

TOTAL FOR PROJECT: \$ \$81,038.57

Notes:

YEAR-TO-DATE BUDGET REPORT

FOR 2023 03

ACCOUNTS FOR:	ORIGINAL APPROP	REVISED BUDGET	YTD ACTUAL	MTD ACTUAL	ENCUMBRANCES	AVAILABLE BUDGET	PCT USE/COL
0050 LANDFILL-ENTERPRISE FUND							
500001 REVENUES							
500001 344200 MRF REVENUES	-300,000	-300,000	-37,483.00	-26,427.90	.00	-262,517.00	12.5%
500001 344250 RECYCLING REVENUE	-50,000	-50,000	-9,446.10	.00	.00	-40,553.90	18.9%
500001 344300 LFG REVENUE	-105,000	-105,000	.00	.00	.00	-105,000.00	.0%
500001 344400 LANDFILL FEES	-8,170,000	-8,170,000	-2,182,399.18	-703,778.21	.00	-5,987,600.82	26.7%
500001 344450 WETLAND CREDITS	0	0	-11,352.00	.00	.00	11,352.00	100.0%
500001 361400 INTEREST INCOME	-695,500	-695,500	-169,054.82	-58,253.73	.00	-526,445.18	24.3%
500001 389000 MISCELLANEOUS REVENUE	-20,000	-20,000	-1,909.15	-554.63	.00	-18,090.85	9.5%
500001 392200 PROPERTY SALE (PF)	0	0	-3,893.00	.00	.00	3,893.00	100.0%
TOTAL REVENUES	-9,340,500	-9,340,500	-2,415,537.25	-789,014.47	.00	-6,924,962.75	25.9%

YEAR-TO-DATE BUDGET REPORT

FOR 2023 03

ACCOUNTS FOR:	ORIGINAL	REVISED				AVAILABLE	PCT
0050 LANDFILL-ENTERPRISE FUND	APPROP	BUDGET	YTD ACTUAL	MTD ACTUAL	ENCUMBRANCES	BUDGET	USE/COL
504210 LANDFILL DEVELOPMENT							
504210 000610 ENGINEERING	250,000	250,000	10,007.87	7,482.62	.00	239,992.13	4.0%*
504210 000660 CELL CONSTRUCTION	3,049,000	3,049,000	190,615.65	182,805.13	.00	2,858,384.35	6.3%*
504210 000690 CONSTRUCTION QA/QC	215,000	215,000	65,650.51	34,159.18	.00	149,349.49	30.5%*
504210 000760 MATERIALS/CONTRACTS	200,000	200,000	.00	.00	.00	200,000.00	.0%
504210 000790 LEACHATE PRE-TREATME	40,900	40,900	29,217.80	.00	.00	11,682.20	71.4%*
504210 001100 UNDERDRAINING	350,000	350,000	.00	.00	.00	350,000.00	.0%
504210 521210 PROFESSIONAL - LEGAL	2,000	2,000	.00	.00	.00	2,000.00	.0%
504210 579000 CONTINGENCY	10,000	10,000	.00	.00	.00	10,000.00	.0%
TOTAL LANDFILL DEVELOPMENT	4,116,900	4,116,900	295,491.83	224,446.93	.00	3,821,408.17	7.2%

YEAR-TO-DATE BUDGET REPORT

FOR 2023 03

ACCOUNTS FOR:	ORIGINAL APPROP	REVISED BUDGET	YTD ACTUAL	MTD ACTUAL	ENCUMBRANCES	AVAILABLE BUDGET	PCT USE/COL
0050 LANDFILL-ENTERPRISE FUND							
504240 LANDFILL OPERATION							
504240 000120 SAFETY PROGRAMS	15,000	15,000	3,862.35	2,170.99	.00	11,137.65	25.7%*
504240 000190 REGULAR AUDIT	40,000	40,000	1,300.00	1,300.00	.00	38,700.00	3.3%*
504240 000205 DALTON ALLOCATION	60,703	60,703	15,175.78	5,058.58	.00	45,527.22	25.0%*
504240 000402 REPAIRS - TIRES	15,000	15,000	2,694.40	1,125.15	.00	12,305.60	18.0%*
504240 000404 REPAIRS - LT EQUIPME	3,500	3,500	.00	.00	.00	3,500.00	.0%
504240 000592 TIRE PURCHASES	38,000	38,000	5,591.90	2,942.99	.00	32,408.10	14.7%
504240 000594 PURCHASES - LT EQUIP	14,000	14,000	569.00	.00	178.83	13,252.17	5.3%
504240 000610 ENGINEERING	50,000	50,000	2,000.00	2,000.00	.00	48,000.00	4.0%
504240 000760 MATERIALS/CONTRACTS	250,000	250,000	60,499.45	16,470.96	264.76	189,235.79	24.3%*
504240 000770 BRUSH GRINDING	130,000	130,000	.00	.00	.00	130,000.00	.0%
504240 001020 COMPUTER SOFTWARE SU	2,000	2,000	.00	.00	.00	2,000.00	.0%
504240 001420 COMMISSIONS	0	0	432.50	432.50	.00	-432.50	100.0%*
504240 001590 GEORGIA SUPERFUND EX	199,319	199,319	.00	.00	.00	199,319.00	.0%
504240 001690 ENVIRONMENTAL TEST/M	65,000	65,000	1,123.20	606.80	.00	63,876.80	1.7%*
504240 001740 RECYCLING/EDUCATION	74,500	74,500	52,495.59	32,360.95	2,873.47	19,130.94	74.3%*
504240 001742 RECYCLING EDUCATION	30,000	30,000	1,743.13	455.70	.00	28,256.87	5.8%*
504240 001750 TIRE RECYCLING	50,000	50,000	6,723.00	4,482.00	.00	43,277.00	13.4%*
504240 039990 CAPITAL OUTLAY	1,148,000	1,148,000	52,394.73	20,000.00	.00	1,095,605.27	4.6%*
504240 511100 WAGES - REGULAR	2,286,744	2,286,744	433,485.74	153,913.03	.00	1,853,258.26	19.0%*
504240 511200 WAGES - PART TIME	56,065	56,065	10,983.13	4,445.53	.00	45,081.87	19.6%*
504240 511300 WAGES - OVERTIME	299,833	299,833	63,251.57	25,348.40	.00	236,581.43	21.1%*
504240 511310 WAGES - BONUS	4,500	4,500	.00	.00	.00	4,500.00	.0%
504240 512100 GROUP INSURANCE	415,000	415,000	103,776.40	34,236.12	.00	311,223.60	25.0%*
504240 512200 FICA & MEDICARE	202,162	202,162	39,944.62	13,231.73	.00	162,217.38	19.8%*
504240 512401 RETIREMENT DCP	242,357	242,357	41,401.07	13,817.80	.00	200,955.93	17.1%*
504240 512402 RETIREMENT DBP	26,749	26,749	8,067.22	2,708.60	.00	18,681.78	30.2%*
504240 512600 UNEMPLOYMENT COMPENS	5,000	5,000	.00	.00	.00	5,000.00	.0%
504240 512700 WORKERS COMPENSATION	72,300	72,300	72,300.00	72,300.00	.00	.00	100.0%*
504240 512900 OTHER EMPLOYEE BENEF	13,306	13,306	3,138.84	2,127.54	.00	10,167.16	23.6%*
504240 521210 PROFESSIONAL - LEGAL	116,000	116,000	64,125.00	63,127.50	.00	51,875.00	55.3%*
504240 522210 BUILDING MAINTENANCE	35,000	35,000	134.86	.00	.00	34,865.14	.4%
504240 522220 EQUIPMENT MAINT & RE	75,000	75,000	11,045.76	2,452.76	.00	63,954.24	14.7%*
504240 522320 RENTAL - EQUIPMENT	10,000	10,000	390.88	390.88	.00	9,609.12	3.9%*
504240 523100 INSURANCE COMMERCIAL	85,000	85,000	.00	.00	.00	85,000.00	.0%
504240 523200 COMMUNICATIONS	29,000	29,000	6,073.31	2,692.48	.00	22,926.69	20.9%*
504240 523300 ADVERTISING	3,000	3,000	.00	.00	.00	3,000.00	.0%
504240 523620 CREDIT CARD & BANK F	25,000	25,000	4,673.87	1,665.12	.00	20,326.13	18.7%*
504240 531100 SUPPLIES - GENERAL	11,000	11,000	2,813.99	289.69	470.98	7,715.03	29.9%*
504240 531110 SUPPLIES - OFFICE	8,810	8,810	1,093.15	484.48	160.69	7,556.16	14.2%*
504240 531120 UNIFORMS	30,000	30,000	6,671.71	2,879.73	.00	23,328.29	22.2%*

YEAR-TO-DATE BUDGET REPORT

FOR 2023 03

ACCOUNTS FOR: 0050	LANDFILL-ENTERPRISE FUND	ORIGINAL APPROP	REVISED BUDGET	YTD ACTUAL	MTD ACTUAL	ENCUMBRANCES	AVAILABLE BUDGET	PCT USE/COL	
504240	531140	SUPPLIES - PARTS	190,000	190,000	36,268.96	10,893.81	1,487.93	152,243.11	19.9%*
504240	531200	UTILITIES	95,000	95,000	21,133.54	8,656.19	485.50	73,380.96	22.8%
504240	531200	360L UTILITIES	110,000	110,000	27,369.28	8,871.00	.00	82,630.72	24.9%*
504240	531250	OIL - LUBRICANTS	35,000	35,000	1,927.66	1,018.69	.00	33,072.34	5.5%*
504240	531270	GASOLINE	45,000	45,000	12,367.77	.00	.00	32,632.23	27.5%*
504240	531275	DIESEL	450,000	450,000	97,673.49	22,964.88	.00	352,326.51	21.7%*
504240	531600	SMALL EQUIPMENT <\$5,	30,000	30,000	1,643.17	664.05	1,775.63	26,581.20	11.4%
504240	531700	OTHER SUPPLIES	5,000	5,000	.00	.00	.00	5,000.00	.0%
504240	579000	CONTINGENCY	100,000	100,000	.00	.00	.00	100,000.00	.0%
TOTAL LANDFILL OPERATION		7,296,848	7,296,848	1,278,360.02	538,586.63	7,697.79	6,010,790.19	17.6%	

YEAR-TO-DATE BUDGET REPORT

FOR 2023 03

ACCOUNTS FOR: 0050 LANDFILL-ENTERPRISE FUND	ORIGINAL APPROP	REVISED BUDGET	YTD ACTUAL	MTD ACTUAL	ENCUMBRANCES	AVAILABLE BUDGET	PCT USE/COL
504260 METHANE GAS OPERATIONS							
504260 000610 ENGINEERING	8,500	8,500	1,400.00	700.00	.00	7,100.00	16.5%*
504260 000625 TREATMENT EQUIP MAIN	20,000	20,000	1,091.35	.00	.00	18,908.65	5.5%*
504260 000690 CONSTRUCTION QA/QC	20,000	20,000	.00	.00	.00	20,000.00	.0%
504260 000760 MATERIALS/CONTRACTS	5,000	5,000	200.53	174.43	.00	4,799.47	4.0%*
504260 522320 RENTAL - EQUIPMENT	2,000	2,000	.00	.00	.00	2,000.00	.0%
504260 523100 INSURANCE COMMERCIAL	85,000	85,000	.00	.00	.00	85,000.00	.0%
504260 531200 UTILITIES	25,000	25,000	4,923.50	1,616.36	.00	20,076.50	19.7%*
504260 579000 CONTINGENCY	10,000	10,000	.00	.00	.00	10,000.00	.0%
TOTAL METHANE GAS OPERATIONS	175,500	175,500	7,615.38	2,490.79	.00	167,884.62	4.3%

YEAR-TO-DATE BUDGET REPORT

FOR 2023 03

ACCOUNTS FOR:	ORIGINAL	REVISED				AVAILABLE	PCT
0050 LANDFILL-ENTERPRISE FUND	APPROP	BUDGET	YTD ACTUAL	MTD ACTUAL	ENCUMBRANCES	BUDGET	USE/COL
504290 LANDFILL CLOSURE							
504290 000570 SEDIMENTATION/EROSIO	5,000	5,000	.00	.00	.00	5,000.00	.0%
504290 000610 ENGINEERING	15,000	15,000	.00	.00	.00	15,000.00	.0%
504290 000880 GROUNDWATER MONITORI	45,000	45,000	.00	.00	.00	45,000.00	.0%
504290 001520 VEG MAINTENANCE	5,000	5,000	.00	.00	.00	5,000.00	.0%
504290 001530 CAP MAINTENANCE	20,000	20,000	.00	.00	.00	20,000.00	.0%
504290 001545 METHANE - O & M	10,000	10,000	.00	.00	.00	10,000.00	.0%
504290 001560 ROAD UPKEEP/REPAIRS	20,000	20,000	.00	.00	.00	20,000.00	.0%
504290 531200 UTILITIES	5,000	5,000	508.00	175.00	.00	4,492.00	10.2%
TOTAL LANDFILL CLOSURE	125,000	125,000	508.00	175.00	.00	124,492.00	.4%
TOTAL LANDFILL-ENTERPRISE FUND	2,373,748	2,373,748	-833,562.02	-23,315.12	7,697.79	3,199,612.23	-34.8%
TOTAL REVENUES	-9,340,500	-9,340,500	-2,415,537.25	-789,014.47	.00	-6,924,962.75	
TOTAL EXPENSES	11,714,248	11,714,248	1,581,975.23	765,699.35	7,697.79	10,124,574.98	

Monthly Rainfall 2022
Old Dixie Hwy MSWL

Date	January	February	March	April	May	June	July	August	September	October	November	December
1	0.01	0.02		0.27								
2	0.02	0.96	0.72									
3	1.07	0.01	0.77	0.05								
4	1.08											
5												
6												
7				1.76								
8	0.65	0.09		1.44								
9		0.06	0.04									
10			0.17									
11		0.18	0.08									
12	0.71	0.53	1.18									
13												
14												
15		0.02										
16		0.61	0.34									
17	0.47	1.01										
18	0.01											
19	0.16											
20												
21												
22	0.45		0.58									
23	0.01	0.01										
24		0.14										
25	1.19	0.25	0.87									
26		0.01	0.06									
27		0.02										
28												
29	0.27											
30	0.28											
31	0.30											
Total	6.68	3.92	4.81	3.52	0.00	0.00	0.00	0.00	0.00	0.00	0.00	0.00
<i>Normal</i>	5.86	4.93	6.34	4.30	4.28	4.38	4.76	3.65	5.00	3.31	4.79	4.92
% of Normal	114%	80%	76%	82%	0%	0%	0%	0%	0%	0%	0%	0%
YTD	6.68	10.60	15.41	18.93	18.93	18.93	18.93	18.93	18.93	18.93	18.93	18.93
<i>YTD Normal</i>	5.86	10.79	17.13	21.43	25.71	30.09	34.85	38.50	43.50	46.81	51.60	56.52
% of Normal	114%	98%	90%	88%	74%	63%	54%	49%	44%	40%	37%	33%

**Material Recovery Facility
Monthly Revenues / Expenditures
March-23**

<u>MRF Revenues</u>		Loads					
User Fees	370	1820.45 tons	\$	92,618.25			
OCC	9	201.43 tons	\$	9,064.35			
Mixed Paper	1	21.74 tons	\$	326.10			
Aluminum	0	0.00 tons	\$	-			
Bi-metal	0	0.00 tons	\$	-			
Glass	0	0.00 tons	\$	-			
#1 PET	1	22.04 tons	\$	7,493.60			
HDPE	0	0.00 tons	\$	-			
PP Carpet	0	0.00 tons	\$	-	Sale Loads	12	
N 6 Carpet	0	0.00 tons	\$	-	Sale Tons	266.96	
N 66 Carpet	0	0.00 tons	\$	-	Sale Dollars	\$ 21,016.55	
Carpet Pad / Cusl	0	0.00 tons	\$	-			
Mixed Carpet/Roll	0	0.00 tons	\$	-			
Mixed Plastic 1-7	1	21.75 tons	\$	4,132.50			
Contract Bales	0	0.00 tons	\$	-			
				Revenues	\$ 113,634.80		

<u>MRF Expenses</u>							
Labor	Wages & Benefits		\$	43,156.44			
	Temp Labor		\$	16,652.84			
	Inmate Labor		\$	-	Labor	\$	59,809.28
Fixed	Electric		\$	2,287.38			
	Security System		\$	56.67			
	Propane		\$	485.50			
	Insurance - Average		\$	153.50			
	Water		\$	342.75			
	Telephone		\$	201.92			
	Cell		\$	59.24	Fixed	\$	3,586.96
City Curbside	Revenue Sharing	73	71.96 tons @	\$ 30.00	ton Curbside	\$	2,158.80
Supplies	Baling Wire		398 Bales @	\$ 4.00	bale	\$	1,592.00
	<i>Supplies</i>			\$ -		\$	457.19
Recycling Pulls	Internal Rolloff		0 pulls @	\$ 110.00	ea	\$	-
Glass Transportation			0 pulls @	\$ 365.00	ea	\$	-
Electronics Recycling						\$	-
Vehicle	Fuel and Lube					\$	2,150.00
Balefill/Disposal	D-W to Bale Fill	3	4.00 tons @	\$ 21.75		\$	87.00
	D-Bale (others)	0	0.00 tons @	\$ 21.75		\$	-
	Residual Waste	0	0.00 tons @	\$ 22.75		\$	-
	MRF--Landfill	112	1447.86 tons @	\$ 22.75		\$	32,938.82
Repair/Maintenance			2% of Annual Cost			\$	502.50
	<i>Repairs/Maint</i>					\$	2,668.07

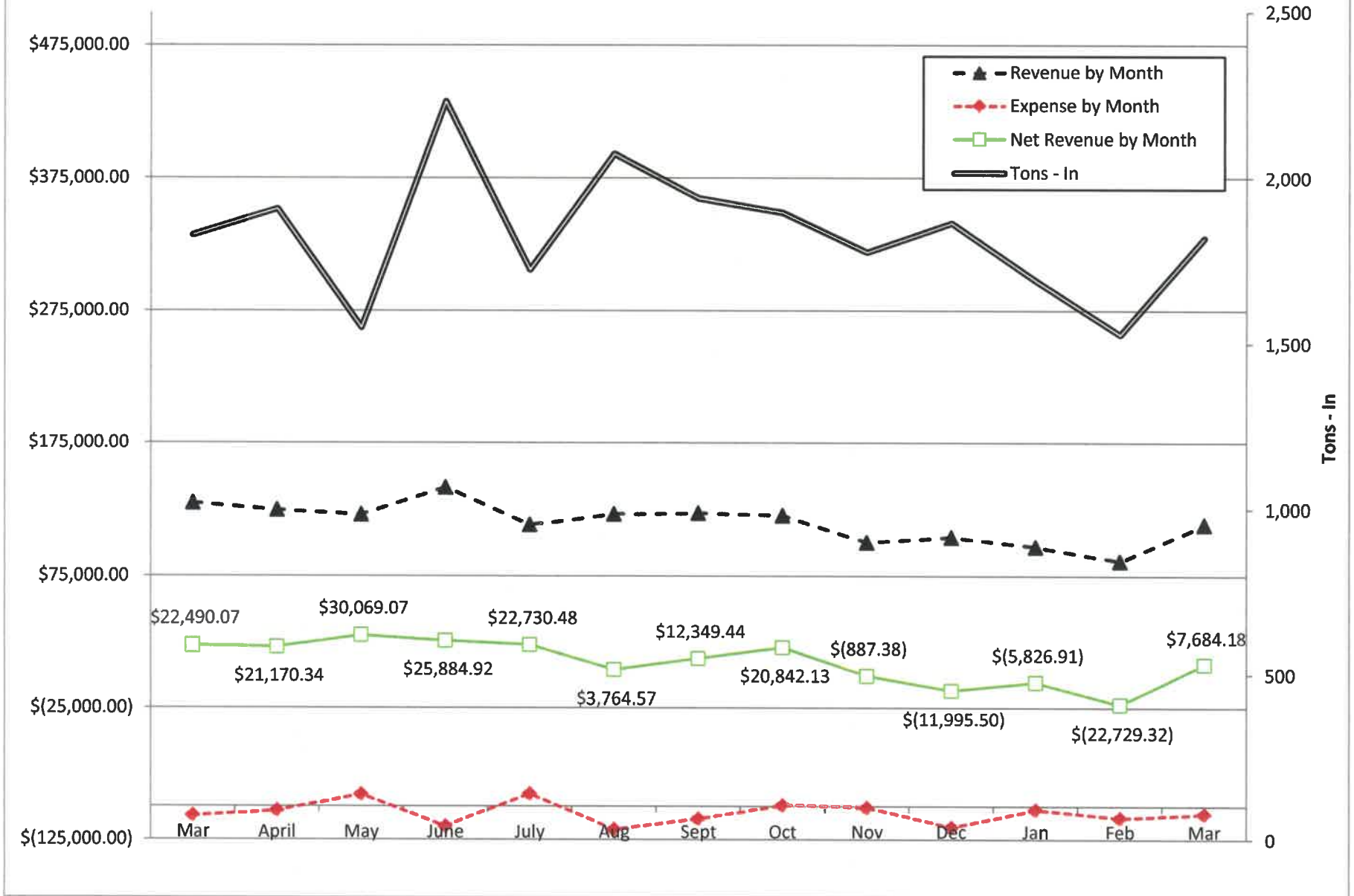
<u>NON Cash Expenses</u>	
Baler Depreciation	\$ 2,353.70
Building Depreciation	\$ 6,119.46
	\$ 8,473.16

Expenses \$ 105,950.62

NOTES	
Avoided Disposal Fees	\$ 16,217.96
Saved Airspace	589.74 cy

Total Revenues \$ 113,634.80
Total Expense \$ 105,950.62
Net Revenue \$ 7,684.19

Materials Recovery Facility Trend Report -March 2023



Target Recycling

2023

	Commodity	Loads	Tons	Pounds	\$\$\$\$	\$ per ton	2022 \$ per ton	2021 \$ per ton	2020 \$ per ton
January	Cardboard	34	142.94	285,880	\$6,432.30	\$45.00	\$175.00	\$ 95.00	\$ 45.00
	Mixed Paper	1	2.36	4,720	\$23.60	\$10.00	\$90.00	\$ 45.00	\$ 10.00
	PET	0	0.00	0	\$0.00	\$240.00	\$460.00	\$ 160.00	\$ 220.00
	Alum	1	1.00	2,000	\$1,400.00	\$1,400.00	\$1,720.00	\$ 1,030.00	\$ 840.00
	totals	36	146.30	290,600	\$7,855.90				
February	Cardboard	31	146.78	293,560	\$6,605.10	\$45.00	\$170.00	\$ 95.00	\$ 50.00
	Mixed Paper	1	4.76	9,520	\$47.60	\$10.00	\$85.00	\$ 40.00	\$ 5.00
	PET	0	0.00	0	\$0.00	\$280.00	\$460.00	\$ 190.00	\$ 240.00
	Alum	0	0.00	0	\$0.00	\$1,600.00	\$1,960.00	\$ 1,130.00	\$ 960.00
	totals	32	151.54	303,080	\$6,652.70				
March	Cardboard	36	150.82	301,640	\$6,786.90	\$45.00	\$165.00	\$ 100.00	\$ 60.00
	Mixed Paper	2	12.59	25,180	\$188.85	\$15.00	\$85.00	\$ 40.00	\$ 5.00
	PET	0	0.00	0	\$0.00	\$340.00	\$730.00	\$ 215.00	\$ 250.00
	Alum	1	1.62	3,240	\$2,268.00	\$1,400.00	\$1,980.00	\$ 1,280.00	\$ 760.00
	totals	39	165.03	326,820	\$9,243.75				
April	Cardboard	0	0.00	0	\$0.00	\$0.00	\$160.00	\$ 105.00	\$ 95.00
	Mixed Paper	0	0.00	0	\$0.00	\$0.00	\$85.00	\$ 40.00	\$ 10.00
	PET	0	0.00	0	\$0.00	\$0.00	\$980.00	\$ 300.00	\$ 200.00
	Alum	0	0.00	0	\$0.00	\$0.00	\$2,020.00	\$ 1,360.00	\$ 760.00
	totals	0	0.00	0	\$0.00				
May	Cardboard	0	0.00	0	\$0.00	\$0.00	\$155.00	\$ 110.00	\$ 135.00
	Mixed Paper	0	0.00	0	\$0.00	\$0.00	\$85.00	\$ 40.00	\$ 25.00
	PET	0	0.00	0	\$0.00	\$0.00	\$860.00	\$ 340.00	\$ 200.00
	Alum	0	0.00	0	\$0.00	\$0.00	\$1,350.00	\$ 1,360.00	\$ 760.00
	totals	0	0.00	0	\$0.00				
June	Cardboard	0	0.00	0	\$0.00	\$0.00	\$155.00	\$ 135.00	\$ 100.00
	Mixed Paper	0	0.00	0	\$0.00	\$0.00	\$85.00	\$ 65.00	\$ 25.00
	PET	0	0.00	0	\$0.00	\$0.00	\$840.00	\$ 500.00	\$ 190.00
	Alum	0	0.00	0	\$0.00	\$0.00	\$940.00	\$ 1,460.00	\$ 760.00
	totals	0	0.00	0	\$0.00				
July	Cardboard	0	0.00	0	\$0.00	\$0.00	\$165.00	\$ 155.00	\$ 80.00
	Mixed Paper	0	0.00	0	\$0.00	\$0.00	\$85.00	\$ 85.00	\$ 25.00
	PET	0	0.00	0	\$0.00	\$0.00	\$700.00	\$ 510.00	\$ 190.00
	Alum	0	0.00	0	\$0.00	\$0.00	\$1,300.00	\$ 1,300.00	\$ 780.00
	totals	0	0.00	0	\$0.00				
August	Cardboard	0	0.00	0	\$0.00	\$0.00	\$140.00	\$ 195.00	\$ 80.00
	Mixed Paper	0	0.00	0	\$0.00	\$0.00	\$55.00	\$ 110.00	\$ 25.00
	PET	0	0.00	0	\$0.00	\$0.00	\$240.00	\$ 555.00	\$ 180.00
	Alum	0	0.00	0	\$0.00	\$0.00	\$1,300.00	\$ 1,530.00	\$ 1,020.00
	totals	0	0.00	0	\$0.00				
September	Cardboard	0	0.00	0	\$0.00	\$0.00	\$95.00	\$ 205.00	\$ 80.00
	Mixed Paper	0	0.00	0	\$0.00	\$0.00	\$25.00	\$ 115.00	\$ 30.00
	PET	0	0.00	0	\$0.00	\$0.00	\$200.00	\$ 560.00	\$ 170.00
	Alum	0	0.00	0	\$0.00	\$0.00	\$1,300.00	\$ 1,670.00	\$ 980.00
	totals	0	0.00	0	\$0.00				
October	Cardboard	0	0.00	0	\$0.00	\$0.00	\$55.00	\$ 205.00	\$ 80.00
	Mixed Paper	0	0.00	0	\$0.00	\$0.00	\$10.00	\$ 115.00	\$ 35.00
	PET	0	0.00	0	\$0.00	\$0.00	\$240.00	\$ 560.00	\$ 140.00
	Alum	0	0.00	0	\$0.00	\$0.00	\$1,400.00	\$ 1,720.00	\$ 980.00
	totals	0	0.00	0	\$0.00				
November	Cardboard	0	0.00	0	\$0.00	\$0.00	\$45.00	\$ 195.00	\$ 80.00
	Mixed Paper	0	0.00	0	\$0.00	\$0.00	\$10.00	\$ 105.00	\$ 40.00
	PET	0	0.00	0	\$0.00	\$0.00	\$190.00	\$ 495.00	\$ 160.00
	Alum	0	0.00	0	\$0.00	\$0.00	\$1,400.00	\$ 1,720.00	\$ 940.00
	totals	0	0.00	0	\$0.00				
December	Cardboard	0	0.00	0	\$0.00	\$0.00	\$45.00	\$ 180.00	\$ 90.00
	Mixed Paper	0	0.00	0	\$0.00	\$0.00	\$10.00	\$ 95.00	\$ 45.00
	PET	0	0.00	0	\$0.00	\$0.00	\$270.00	\$ 360.00	\$ 160.00
	Alum	0	0.00	0	\$0.00	\$0.00	\$1,400.00	\$ 1,580.00	\$ 1,040.00
	totals	0	0.00	0	\$0.00				
Totals		107	462.87	920,500	\$23,752.35				
		Loads	Tons	Pounds	\$\$\$\$	2023 Avg \$ Year	2022 Avg \$ Year	2021 Avg \$ Year	2020 Avg \$ Year
	Cardboard	101	440.54	881,080	\$19,824.30	\$45.00	\$127.08	\$147.92	\$81.25
	Mixed Paper	4	19.71	39,420	\$260.05	\$11.67	\$59.17	\$74.58	\$23.33
	PET	0	0.00	0	\$0.00	\$286.67	\$514.17	\$395.42	\$191.67
	Alum	2	2.62	5,240	\$3,668.00	\$1,466.67	\$1,505.83	\$1,428.33	\$881.67

March 2023

TARGET RECYCLING AT SCHOOL MONTHLY REPORT

WWW.DWSWA.ORG
706-278-5001

Target Recycling, managed by the Dalton-Whitfield Solid Waste Authority’s Recycling Center in Dalton, provides collection of recyclables at no charge to local businesses and schools interested in recycling. Recycling collection saves local school districts hundreds of dollars in waste collection fees each month.

Overall Recycling Rates Top Five Schools for March 2023

School	School Pop.	Quantity (lbs)	Per-Capita (lb/student)
Learning Tree Elem. School Private	79	880	11.1
New Hope Elementary School	515	5,090	9.9
Westside Middle School	401	1,880	4.7
Varnell Elementary School	367	1,360	3.7
Christian Heritage Elem School Private	354	1,080	3.1
Total	1,716	10,290	6.0

During the month of March 2023 all of the schools recycling with Target Recycling collected a total of 40,460 pounds of recyclable materials for a recycling rate of 1.9 pounds per student.

That saves approximately 343 trees! It also weighs approximately 19 Liberty Bells!

Recycling Rates are calculated by dividing the number of students at the school by the weight (in pounds) of the recyclables collected during a one-month period.

* If there is an error in student population count for your school please call us to update the report at 706-278-5001.

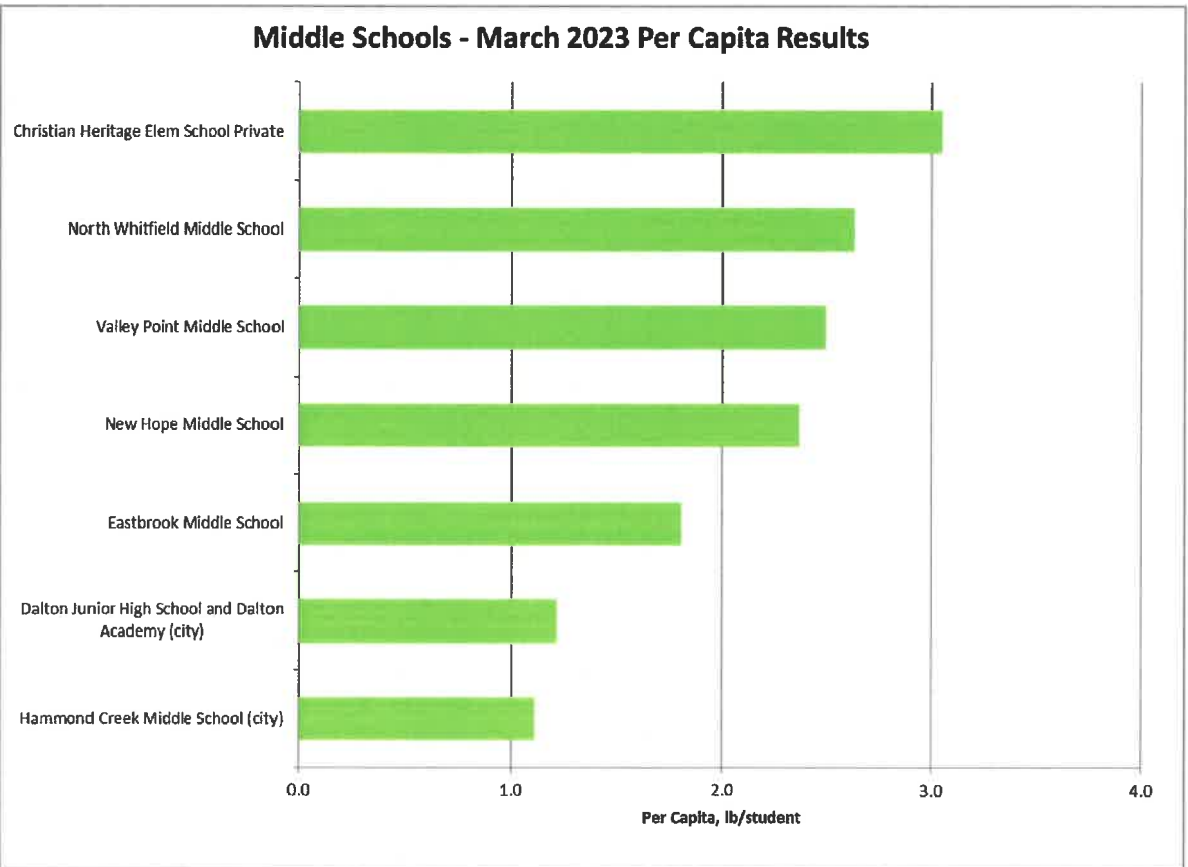
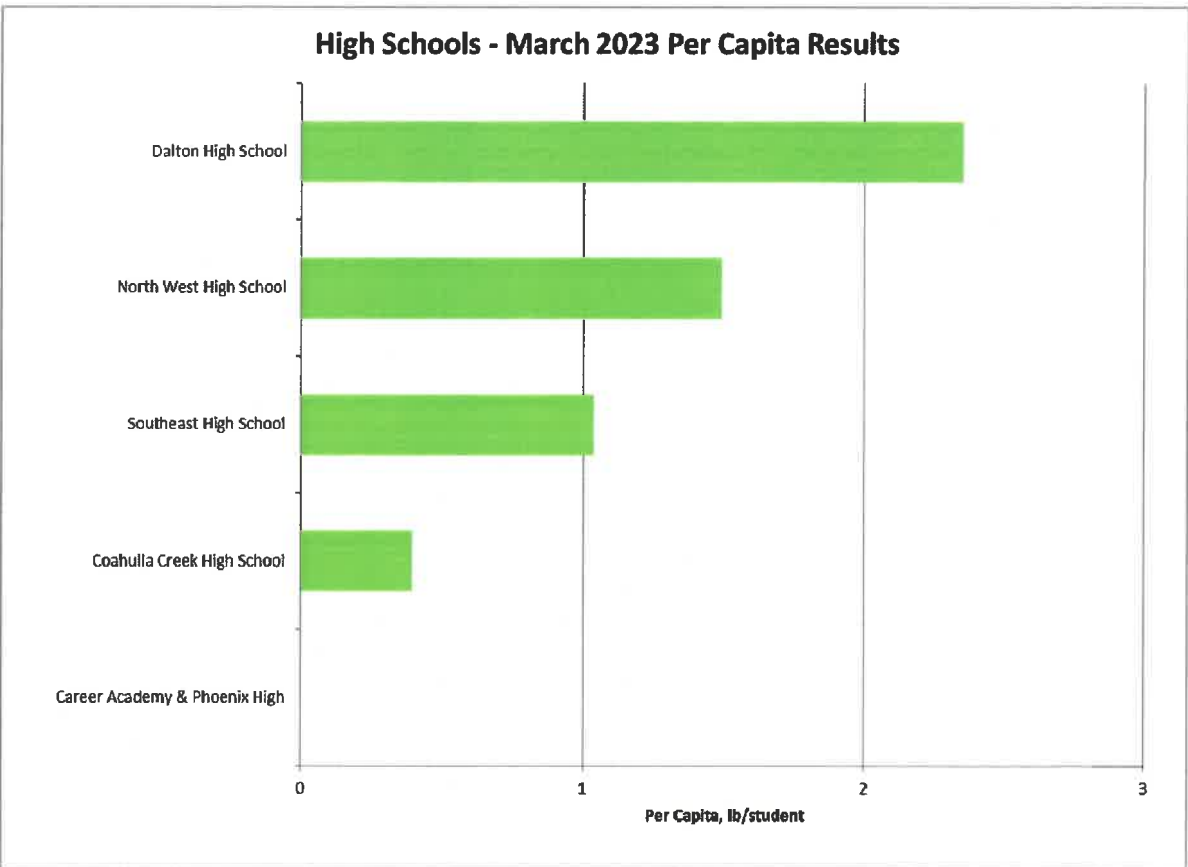
Individual School Recycling Rates

High Schools	School Population	Total Pounds	Per-Capita (lb/student)
Career Academy & Phoenix High	751	0	0.0
Coahulla Creek High School	1006	400	0.4
Dalton High School	1394	3280	2.4
North West High School	1244	1860	1.5
Southeast High School	1452	1510	1.0
Totals	5,847	7,050	1.2

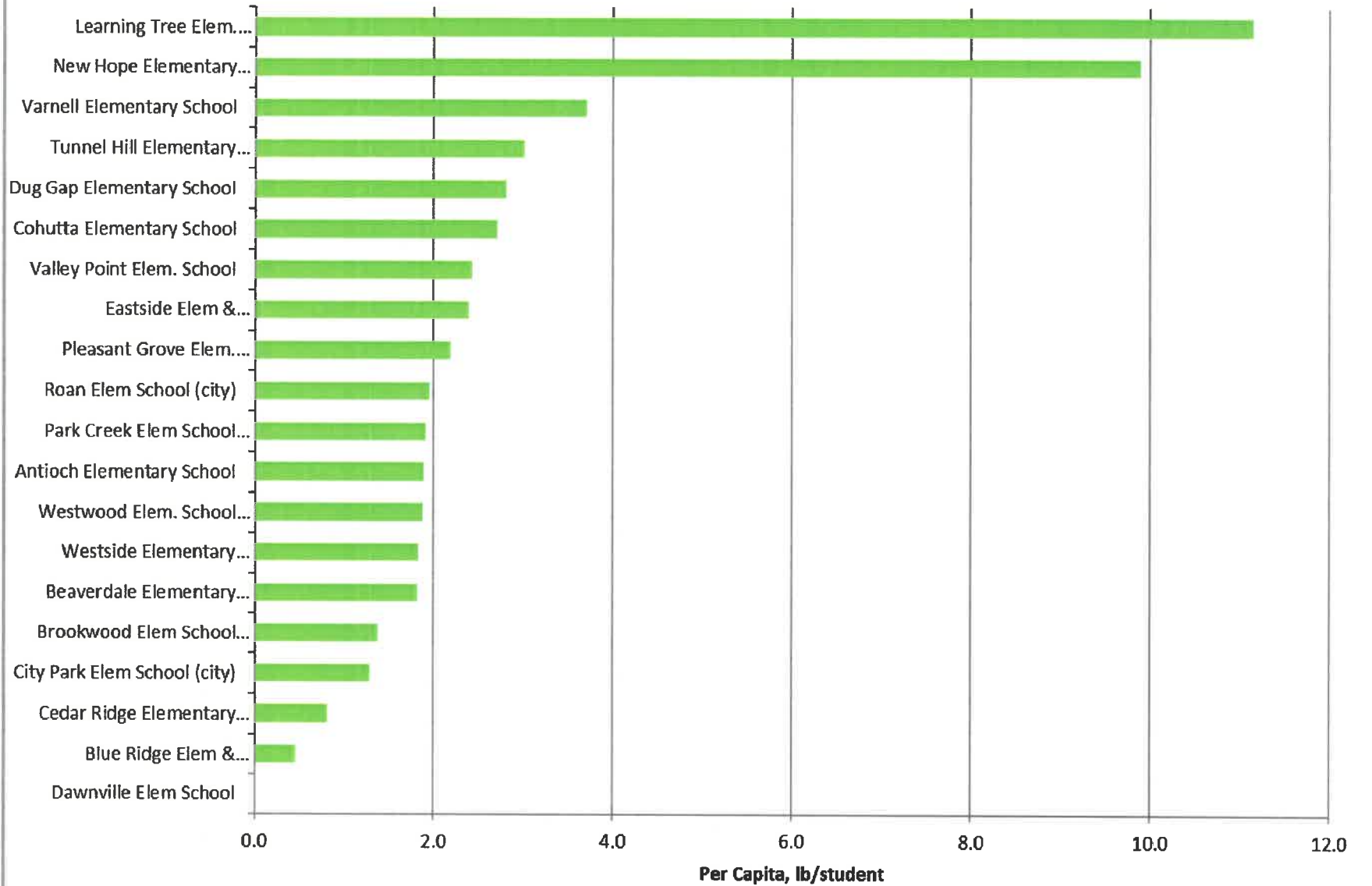
Target Recycling at School takes the collection program a step further by providing a complimentary Environmental Education program that teaches student to be more environmentally friendly.

Middle Schools	School Population	Total Pounds	Per-Capita (lb/student)
Christian Heritage Elem School Private	354	1080	3.1
Dalton Junior High School and Dalton Academy	1551	1900	1.2
Eastbrook Middle School	669	1210	1.8
Hammond Creek Middle School (city)	1085	1210	1.1
New Hope Middle School	459	1090	2.4
North Whitfield Middle School	821	2160	2.6
Valley Point Middle School	453	1130	2.5
Westside Middle School	401	1880	4.7
Totals	5,793	11,660	2.0

Elementary Schools	School Population	Total Pounds	Per-Capita (lb/student)
Antioch Elementary School	455	860	1.9
Beaverdale Elementary School	428	780	1.8
Blue Ridge Elem & Northstar School (city)	652	300	0.5
Brookwood Elem School (city)	717	990	1.4
Cedar Ridge Elementary School	378	310	0.8
City Park Elem School (city)	689	890	1.3
Cohutta Elementary School	321	870	2.7
Dawnville Elem School	419	0	0.0
Dug Gap Elementary School	370	1040	2.8
Eastside Elem & Crossroads Academy School	547	1310	2.4
Learning Tree Elem. School Private	79	880	11.1
New Hope Elementary School	515	5090	9.9
Park Creek Elem School (city)	578	1100	1.9
Pleasant Grove Elem. School	444	970	2.2
Roan Elem School (city)	420	820	2.0
Tunnel Hill Elementary School	302	910	3.0
Valley Point Elem. School	478	1160	2.4
Varnell Elementary School	367	1360	3.7
Westside Elementary School	561	1030	1.8
Westwood Elem. School (city)	576	1080	1.9
Totals	9,296	21,750	2.3



Elementary Schools - February 2023 Per Capita Results



2022-2023 Contest Results

TARGET RECYCLING AT SCHOOL MONTHLY REPORT

WWW.DWSWA.ORG
706-278-5001

During this school year we had an 8-month contest period from August 2022 to March 2023. Schools competed in one of 3 categories: Elementary Schools, Middle Schools, and High Schools. Schools competed against students of the same age and now have the chance to receive recognition before the end of the school year.

During this contest period 34 participating schools collected 372,950 pounds of recyclable materials, mostly paper, for an average of 17.8 pounds recycled per student. That's the weight equivalent of about 15 Hubble Space Telescopes and saves 322.51 cubic yards of landfill space.

Congratulations to the following seven schools for being part of the top recycling schools for this year! Recycling center staff will be contacting you regarding a prize. Certificates of recognition will be mailed.

Target Recycling, managed by the Dalton-Whitfield Solid Waste Authority's Recycling Center in Dalton, provides collection of recyclables at no charge to local businesses and schools interested in recycling. Recycling collection saves local school districts hundreds of dollars in waste collection fees each month.

2022-2023 Contest Winners

Elementary School:

1. Learning Tree School = 112.5 lbs./student
2. New Hope Elementary = 51.4 lbs./student

Most Improved: New Hope Elem. = 51.4 lbs./student (31.4 lbs. per capita difference)

Middle School:

1. New Hope Middle = 40.1 lbs./student
2. Westside Middle = 37.4 lbs./student

Most Improved: Westside Middle = 37.4 lbs./student (11.5 lbs. per capita difference)

High School:

1. Dalton High School = 19.3 lbs./student
2. Northwest High School = 12.4 lbs./student

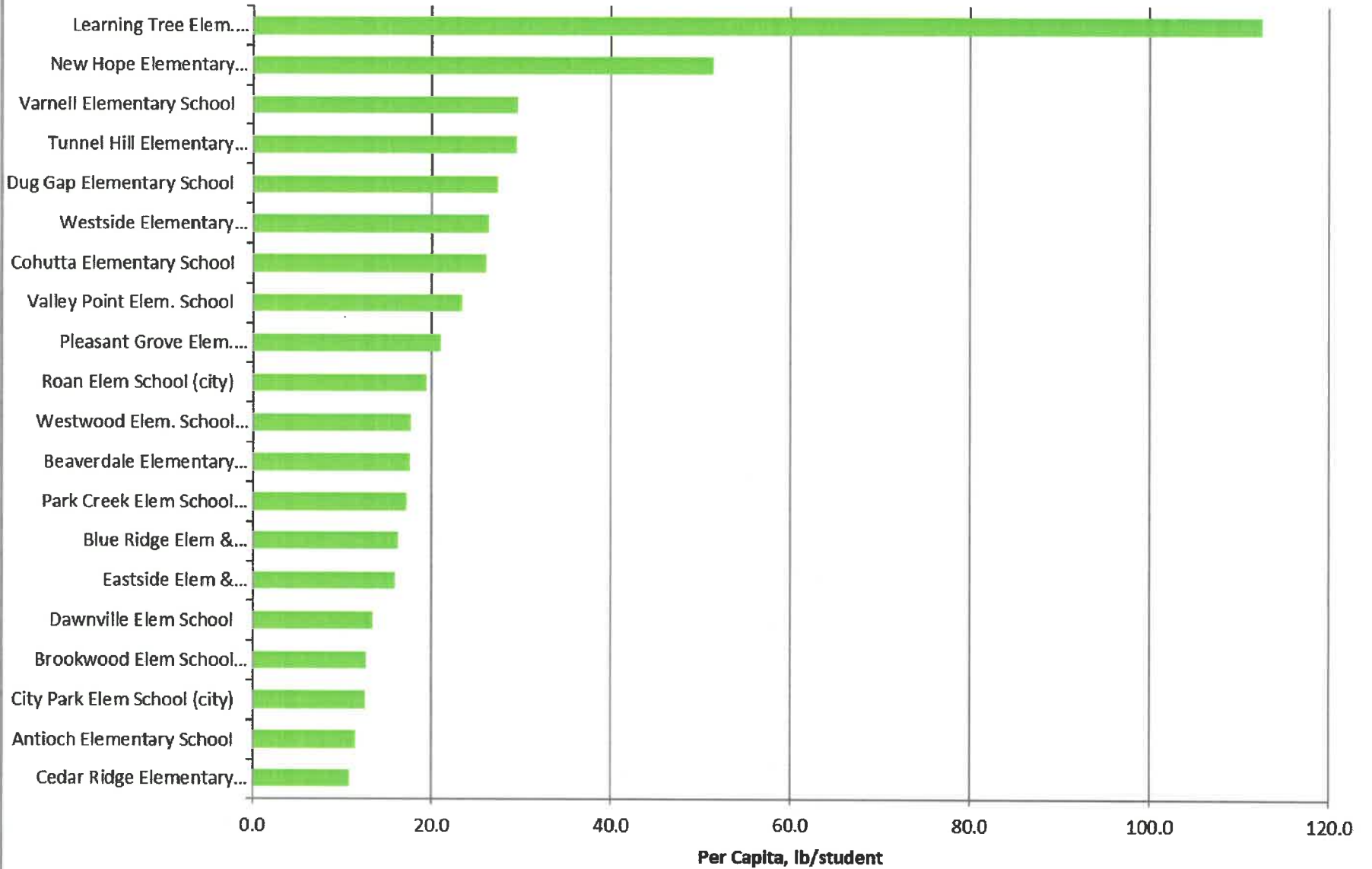
Most Improved: Dalton High School = 19.3 lbs./student (12.5 lbs. per capita difference)

Target Recycling at School takes the collection program a step further by providing a complimentary Environmental Education program that teaches student to be more environmentally friendly.

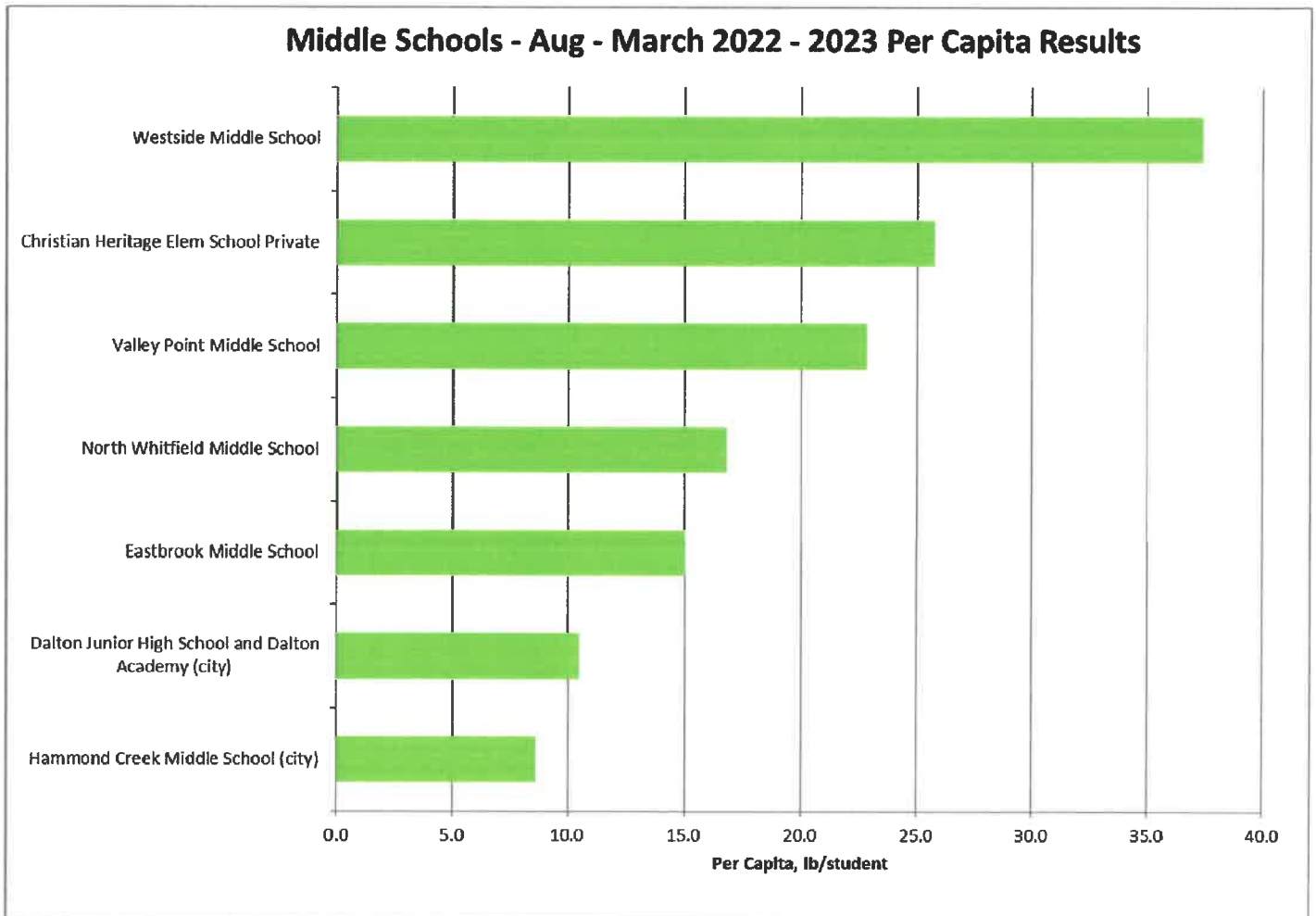
Individual School Recycling Rates

Elementary Schools	School Population	Total Pounds	Per-Capita (lb/student)
Antioch Elementary School	455	5260	11.6
Beaverdale Elementary School	428	7540	17.6
Blue Ridge Elem & Northstar School (city)	652	10580	16.2
Brookwood Elem School (city)	717	9090	12.7
Cedar Ridge Elementary School	378	4110	10.9
City Park Elem School (city)	689	8660	12.6
Cohutta Elementary School	321	8370	26.1
Dawnville Elem School	419	5660	13.5
Dug Gap Elementary School	370	10160	27.5
Eastside Elem & Crossroads Academy School	547	8730	16.0
Learning Tree Elem. School Private	79	8890	112.5
New Hope Elementary School	515	26490	51.4
Park Creek Elem School (city)	578	9990	17.3
Pleasant Grove Elem. School	444	9360	21.1
Roan Elem School (city)	420	8130	19.4
Tunnel Hill Elementary School	302	8900	29.5
Valley Point Elem. School	478	11190	23.4
Varnell Elementary School	367	10840	29.5
Westside Elementary School	561	14750	26.3
Westwood Elem. School (city)	576	10210	17.7
Totals	9,296	196,910	21.2

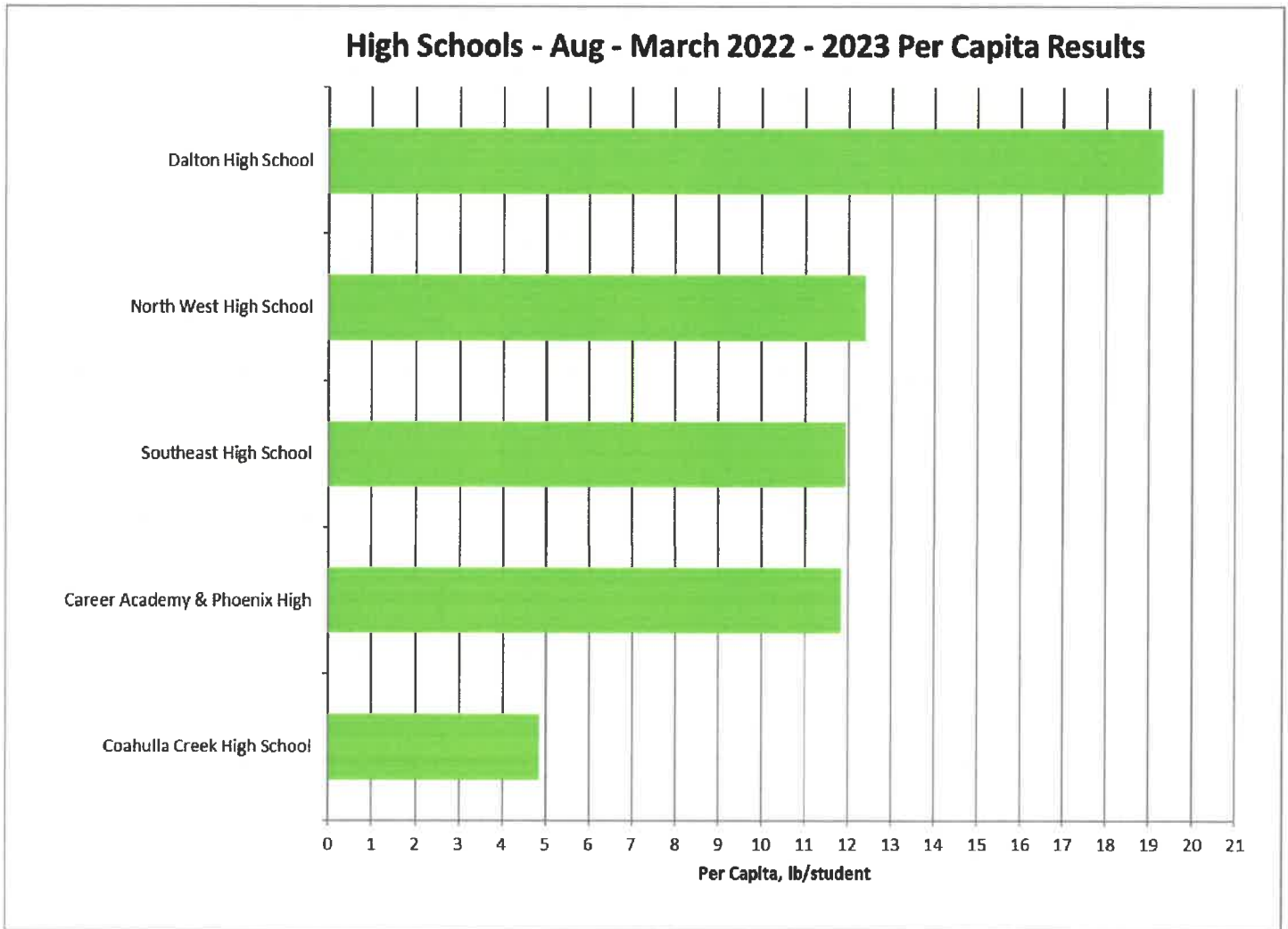
Elementary Schools - Aug - March 2022- 2023 Per Capita Results



Middle Schools	School Population	Total Pounds	Per-Capita (lb/student)
Christian Heritage Elem School Private	354	9130	25.8
Dalton Junior High School and Dalton Academy	1551	16360	10.5
Eastbrook Middle School	669	10060	15.0
Hammond Creek Middle School (city)	1085	9420	8.7
New Hope Middle School	459	18400	40.1
North Whitfield Middle School	821	13830	16.8
Valley Point Middle School	453	10350	22.8
Westside Middle School	401	15000	37.4
Totals	5,793	102,550	17.7



High Schools	School Population	Total Pounds	Per-Capita (lb/student)
Career Academy & Phoenix High	751	8900	11.9
Coahulla Creek High School	1006	4890	4.9
Dalton High School	1394	26930	19.3
North West High School	1244	15430	12.4
Southeast High School	1452	17340	11.9
Totals	5,847	73,490	12.6



**CONVENIENCE CENTERS -- VOLUNTARY DROP-OFF RECYCLING
2023**

	January	February	March	QTR - 1	April	May	June	QTR - 2
McGaughey Chapel								
Waste	194.44	144.35	183.09	521.88				0.00
Recycle	14.24	10.09	13.44	37.77				0.00
Target Recycle	0.17		0.23	0.39				0.00
Total Recycled	14.41	10.09	13.67	38.16				0.00
% RECYCLED	6.90%	6.53%	6.95%	6.81%	#DIV/0!	#DIV/0!	#DIV/0!	#DIV/0!
MLK								
Waste	342.86	299.70	344.15	986.71				0.00
Recycle	24.67	22.62	30.89	78.18				0.00
Target Recycle	0.15		0.22	0.37				0.00
Total Recycled	24.82	22.62	31.11	78.55	0.00	0.00	0.00	0.00
% RECYCLED	6.75%	7.02%	8.29%	7.37%	#DIV/0!	#DIV/0!	#DIV/0!	#DIV/0!
Old Dixie								
Waste	264.79	237.13	316.96	818.88				0.00
Recycle	17.06	10.31	17.53	44.90				0.00
Target Recycle	0.14		0.21	0.35				0.00
Total Recycled	17.20	10.31	17.74	45.25	0.00	0.00	0.00	0.00
% RECYCLED	6.10%	4.17%	5.30%	5.24%	#DIV/0!	#DIV/0!	#DIV/0!	#DIV/0!
Westside								
Waste	186.92	152.39	167.02	506.33				0.00
Recycle	12.04	14.21	17.00	43.25				0.00
Target Recycle	0.16		0.22	0.38				0.00
Total Recycled	12.20	14.21	17.22	43.63	0.00	0.00	0.00	0.00
% RECYCLED	6.13%	8.53%	9.34%	7.93%	#DIV/0!	#DIV/0!	#DIV/0!	#DIV/0!

2023 Earth Day



Clean House

at

Hamilton House

Clean up litter with us at a local historical site!

April 22nd

9:30 a.m. - 12:30 p.m.

715 Chattanooga Ave.



706-226-6211

keepdaltonwhitfieldbeautiful.org