

DALTON-WHITFIELD REGIONAL SOLID WASTE MANAGEMENT AUTHORITY AGENDA

JUNE 28, 2021

12:00 PM

**DALTON CITY HALL -1ST FLOOR, MAYOR & COUNCIL CHAMBERS, 300 WAUGH STREET,
DALTON, GEORGIA**

I. OLD BUSINESS

A. Approval of Minutes – May 17, 2021

II. NEW BUSINESS

B. Financial & Operational Reports

1. Status of Accounts – May
2. Rainfall Report
3. Inmate Labor (MRF) Update
4. House Bill 926 Trust Fund Restoration
5. Proposed Tire Fee Increase

C. Construction / Special Project Report

1. Methane Gas Project Update
2. Balefill Expansion Update

D. Recycling / Other Reports

1. MRF Report – May
2. Target Recycling Program Update
3. Recovered Materials Markets
4. School Recycling Report – May
5. Curbside Recycling Report – City of Dalton – May
6. Convenience Center Recycling
7. Independence Day Holiday Schedule
8. Other

E. Executive Session – Litigation Update & Real Estate

III. Adjourn

**DALTON-WHITFIELD REGIONAL SOLID WASTE MANAGEMENT AUTHORITY
P.O. BOX 1205 DALTON, GA 30722-1205
TELEPHONE 706/277-2545 FAX 706/277-2546**



Dalton-Whitfield Regional Solid Waste Management Authority

MINUTES FROM MEETING HELD May 17, 2021

Tyree Goodlett called the meeting to order at 12:00 p.m.

Members present – Tyree Goodlett, David Pennington, Jevin Jensen and Mike Babb

Members absent – Greg Jones

Others present are listed below:

Henry Tharpe – Sponcler & Tharpe

Staff – Dirk Verhoeff, Amy Hartline, Seth Lassitter and Donnie Potter

I. OLD BUSINESS

A. Approval of Minutes – April 19, 2021

Members received and reviewed written copies of the minutes from the April 19, 2021 meeting. The minutes were approved unanimously as follows:

MOTION: Babb

SECOND: Jensen

II. NEW BUSINESS

A. Financial & Operational Reports

1. Status of Accounts – April

Dirk Verhoeff reviewed the status of accounts through April 2021. All revenue line items above budget except for Landfill Gas revenues and interest revenues. Landfill fees were slightly below budget. Dirk Verhoeff stated that the presented budget report is on a cash basis and therefore reports only invoices paid as of the date the report was generated. Landfill fees for credit customers are due the 20th of each month. Dirk also reported that first quarter tonnage was slightly below forecasted. Major expenses for the landfill operations budget were for equipment purchases (CAT air compressor), parts (major repair on DEF system of fuel truck) and gas & oil. Dirk also updated the Board on the fuel shortage due to the Colonial Pipeline shutdown.

2. Rainfall Report

Dirk Verhoeff reviewed the rainfall data through May 12th. Dirk reported that rainfall was 63% of normal for the month of April. The rainfall will increase leachate generation and therefore disposal costs.

3. Inmate Labor (MRF/Landfill) Update

Dirk Verhoeff informed the Board that Floyd County Prison has had issues staffing officers and there is a lack of inmate transfers, thus reducing work

detail candidates. Therefore, the prison intends to terminate most all of their inmate work details. The DWSWA has received an official termination letter per our agreement which gives a 90-day notice. Last day for work detail will be August 3rd, 2021. The DWSWA currently pays Floyd County \$64,179 per year for full-time MRF inmate detail. Dirk has reached out to Walker County State Prison and they are experiencing the same issues as Floyd and do not have detail available. The Whitfield County Sheriffs department cannot legally have inmate work details as their inmates are not sentenced. A third-party contractor has provided a draft estimate of \$260k to provide five laborers, four days per week to perform sorting of recyclables at the MRF. Jensen asked if community service personnel could do the sorting. Dirk stated that Whitfield County Public Works has one to four community service participants on the weekend only. Dirk suggested that the DWSWA offer a 30% or 35% increase to Floyd County to keep inmate detail.

B. Construction / Special Project Report

1. Methane Gas Project Update

Seth Lassitter reviewed the 13-month summary of the end user's usage of landfill gas through the month of April. NYMEX futures have increase from \$2.586 per MMBTU in April to \$2.925 per MMBTU for May. No landfill gas was transported to Trinseo in April. Dirk Verhoeff reported that he met with Trinseo regarding expansion and upgrade of the collections system. Trinseo understands that any upgrades will be the responsibility of Trinseo. Trinseo is to finalize their proposal to continue the LFG project.

C. Recycling / Other Reports

The board reviewed the following reports and heard highlights from each.

1. MRF Report – April 2021

2. Target Recycling Program Update

3. Recovered Materials Markets

4. School Recycling Report - April

5. Curbside Recycling Report – City of Dalton – April

6. Convenience Center Recycling

There was some discussion about the tire and scrap issue located at the entrance of the MLK JR convenience center. Henry Tharpe updated the Board on the status of the issue.

7. Dalton Living – Community Helpers

Amy Hartline briefed the Board on the latest Dalton Living magazine issue that covered community helpers. Amy Hartline and Mary Hyder (Dalton Public Works) were featured in the issue.

8. Keep Dalton-Whitfield Beautiful – “Among the Someone” Sculpture

Amy Hartline presented pictures and background for the new sculpture by artist Chris Beck, commissioned by KDWB, that was unveiled on East Morris Street.

D. Adjourn from Regular Meeting

The Authority adjourned from their regular on the following motion:

MOTION: Babb
SECOND: Jensen

The Authority adjourned unanimously.

Tyree Goodlett, Chairman

Dirk Verhoeff, Secretary/Treasurer

Recorded & Approved

Close Out - Active Transaction Listing
 (((Trans.DateOut BETWEEN '2021-06-01' AND '2021-06-30')
 AND (Trans.Void = 0)
 AND (Trans.BillAcct IN ('P124', 'W194'))
 AND (TransDetail.MT = '205'))))

Jun 22, 2021 4:25 PM

BillAcct : P124 (17 items)

PT	TranNum	DateOut	Truck	Trailer	Container	NetTN	MTEnterLabel	DTEnterLabel	PTS_TotalFee
1	69364806/02/2021		PW131			1.74205	- No Charge Waste	17 - Phase 6 Stage 5B	\$0.00
1	69366206/02/2021		PW165			0.52205	- No Charge Waste	17 - Phase 6 Stage 5B	\$0.00
1	69368606/02/2021		PW131		1046	1.49205	- No Charge Waste	17 - Phase 6 Stage 5B	\$0.00
1	69370206/02/2021		PW165		1046	0.62205	- No Charge Waste	17 - Phase 6 Stage 5B	\$0.00
1	69373506/02/2021		PW131		1046	3.29205	- No Charge Waste	17 - Phase 6 Stage 5B	\$0.00
1	69374106/02/2021		PW165		1046	1.53205	- No Charge Waste	17 - Phase 6 Stage 5B	\$0.00
1	69377706/02/2021		PW87		1046	1.93205	- No Charge Waste	17 - Phase 6 Stage 5B	\$0.00
1	69379406/02/2021		PW131		1046	4.11205	- No Charge Waste	17 - Phase 6 Stage 5B	\$0.00
1	69381606/02/2021		PW166		1046	3.63205	- No Charge Waste	17 - Phase 6 Stage 5B	\$0.00
1	69382406/02/2021		PW165		1046	4.60205	- No Charge Waste	17 - Phase 6 Stage 5B	\$0.00
1	69384506/02/2021		PW87		1046	2.23205	- No Charge Waste	17 - Phase 6 Stage 5B	\$0.00
1	69394106/03/2021		PW131		1046	3.18205	- No Charge Waste	17 - Phase 6 Stage 5B	\$0.00
1	69463906/07/2021		PW166		1046	1.82205	- No Charge Waste	17 - Phase 6 Stage 5B	\$0.00
1	69464706/07/2021		PW165		1046	1.28205	- No Charge Waste	17 - Phase 6 Stage 5B	\$0.00
1	69470506/07/2021		PW166		1046	1.96205	- No Charge Waste	17 - Phase 6 Stage 5B	\$0.00
1	69493406/08/2021		PW131		1046	6.18205	- No Charge Waste	17 - Phase 6 Stage 5B	\$0.00
1	69496906/08/2021		PW166		1046	4.36205	- No Charge Waste	17 - Phase 6 Stage 5B	\$0.00

Summaries for P124

Sum = 44.47

Count = 17

BillAcct : W194 (18 items)

PT	TranNum	DateOut	Truck	Trailer	Container	NetTN	MTEnterLabel	DTEnterLabel	PTS_TotalFee
1	69370806/02/2021		WCR112		1046	1.41205	- No Charge Waste	17 - Phase 6 Stage 5B	\$0.00
1	69371506/02/2021		WCR33		1046	0.52205	- No Charge Waste	17 - Phase 6 Stage 5B	\$0.00
1	69375606/02/2021		WCR112		1046	2.27205	- No Charge Waste	17 - Phase 6 Stage 5B	\$0.00
1	69376306/02/2021		WCR33		1046	0.24205	- No Charge Waste	17 - Phase 6 Stage 5B	\$0.00
1	69380306/02/2021		WCR41		1046	1.14205	- No Charge Waste	17 - Phase 6 Stage 5B	\$0.00
1	69381506/02/2021		WCR33		1046	0.94205	- No Charge Waste	17 - Phase 6 Stage 5B	\$0.00
1	69382506/02/2021		WCR37		1046	1.24205	- No Charge Waste	17 - Phase 6 Stage 5B	\$0.00
1	69383006/02/2021		WCR66		1046	5.34205	- No Charge Waste	17 - Phase 6 Stage 5B	\$0.00
1	69388506/02/2021		WCR62		1046	1.30205	- No Charge Waste	17 - Phase 6 Stage 5B	\$0.00
1	69389206/02/2021		WCR33		1046	0.62205	- No Charge Waste	17 - Phase 6 Stage 5B	\$0.00
1	69398606/03/2021		WCR112		1046	2.29205	- No Charge Waste	17 - Phase 6 Stage 5B	\$0.00
1	69462106/07/2021		WCR112		JOB 1046	2.47205	- No Charge Waste	17 - Phase 6 Stage 5B	\$0.00
1	69463106/07/2021		WCR33		JOB 1046	0.52205	- No Charge Waste	17 - Phase 6 Stage 5B	\$0.00
1	69465806/07/2021		WCR112		1046	1.81205	- No Charge Waste	17 - Phase 6 Stage 5B	\$0.00
1	69471506/07/2021		WCR112			2.47205	- No Charge Waste	17 - Phase 6 Stage 5B	\$0.00
1	69488206/08/2021		WCR112		1046	2.13205	- No Charge Waste	17 - Phase 6 Stage 5B	\$0.00
1	69489006/08/2021		WCR33		1046	0.52205	- No Charge Waste	17 - Phase 6 Stage 5B	\$0.00
1	69497806/08/2021		WCR112		1046	4.16205	- No Charge Waste	17 - Phase 6 Stage 5B	\$0.00

Summaries for W194

Sum = 31.39

Count = 18

Grand Summaries

Sum = 75.86

Count = 35

06/23/2021 10:37
6281broc

|The City of Dalton
|YEAR-TO-DATE BUDGET REPORT

|P 1
|glytdbud

FOR 2021 05

ACCOUNTS FOR: 0050	LANDFILL-ENTERPRISE FUND	ORIGINAL APPROP	REVISED BUDGET	YTD ACTUAL	MTD ACTUAL	ENCUMBRANCES	AVAILABLE BUDGET	PCT USED
500001 REVENUES								
500001	344200	MRF REVENUES	-200,000	-200,000	-136,422.36	-20,957.00	.00	-63,577.64 68.2%*
500001	344250	RECYCLING REVENUE	-15,000	-15,000	-20,269.70	-4,537.76	.00	5,269.70 135.1%
500001	344300	LFG REVENUE	-140,000	-140,000	-33,602.34	-8,767.72	.00	-106,397.66 24.0%*
500001	344400	LANDFILL FEES	-8,000,000	-8,000,000	-3,201,846.03	-760,154.52	.00	-4,798,153.97 40.0%*
500001	347499	CASH (OVER) SHORT	0	0	.43	-.05	.00	-.43 100.0%*
500001	361100	INTEREST EARNED	-195,000	-195,000	-16,641.83	-3,213.00	.00	-178,358.17 8.5%*
500001	369100	MISCELLANEOUS REVENUE	-20,000	-20,000	-8,191.16	-1,363.27	.00	-11,808.84 41.0%*
500001	392100	SALE OF PROPERTY	0	0	-15,023.00	.00	.00	15,023.00 100.0%
TOTAL REVENUES		-8,570,000	-8,570,000	-3,431,995.99	-798,993.32	.00	-5,138,004.01	40.0%

06/23/2021 10:37
628lbroc

|The City of Dalton
|YEAR-TO-DATE BUDGET REPORT

|P 2
|glytdbud

FOR 2021 05

ACCOUNTS FOR: 0050	LANDFILL-ENTERPRISE FUND	ORIGINAL APPROP	REVISED BUDGET	YTD ACTUAL	MTD ACTUAL	ENCUMBRANCES	AVAILABLE BUDGET	PCT USED	
504210 LANDFILL DEVELOPMENT									
504210	000360	LEGAL FEES	2,000	2,000	.00	.00	.00	2,000.00	.0%
504210	000610	ENGINEERING	150,000	150,000	14,173.53	.00	.00	135,826.47	9.4%
504210	000660	CELL CONSTRUCTION	27,000	27,000	.00	.00	.00	27,000.00	.0%
504210	000790	LEACHATE PRE-TREATME	25,000	25,000	.00	.00	.00	25,000.00	.0%
504210	000830	MAINTENANCE FACILITY	30,000	30,000	.00	.00	.00	30,000.00	.0%
504210	000980	CONTINGENT	10,000	10,000	.00	.00	.00	10,000.00	.0%
504210	001110	CLEARING/GRUBBING	5,000	5,000	.00	.00	.00	5,000.00	.0%
TOTAL LANDFILL DEVELOPMENT		249,000	249,000	14,173.53	.00	.00	234,826.47	5.7%	

06/23/2021 10:37
6281broc

The City of Dalton
YEAR-TO-DATE BUDGET REPORT

P 3
| glytdbud

FOR 2021 05

ACCOUNTS FOR: 0050	LANDFILL-ENTERPRISE FUND	ORIGINAL APPROP	REVISED BUDGET	YTD ACTUAL	MTD ACTUAL	ENCUMBRANCES	AVAILABLE BUDGET	PCT USED
504240 LANDFILL OPERATION								
504240 000010	SALARIES-REGULAR	1,881,004	1,881,004	608,647.41	126,266.31	.00	1,272,356.59	32.4%
504240 000011	SALARIES OVERTIME	267,934	267,934	93,040.78	20,531.42	.00	174,893.22	34.7%
504240 000012	SALARIES-PART TIME	42,000	42,000	12,849.82	3,096.05	.00	29,150.18	30.6%
504240 000016	SALARY - BONUS	0	0	3,000.00	.00	.00	-3,000.00	100.0%*
504240 000020	FICA	167,542	167,542	52,922.05	10,649.59	.00	114,619.95	31.6%
504240 000030	PENSION	172,294	172,294	26,304.41	9,680.25	.00	145,989.59	15.3%
504240 000032	PENSION - DB PLAN	217,959	217,959	82,246.83	16,278.37	.00	135,712.17	37.7%*
504240 000040	HOSPITALIZATION INSU	362,000	362,000	133,153.42	26,442.57	.00	228,846.58	36.8%
504240 000042	HOSP INS-RETIREE	12,515	12,515	.00	.00	.00	12,515.00	.0%
504240 000045	EE LIFE & DISABILITY	11,800	11,800	3,916.68	779.63	.00	7,883.32	33.2%
504240 000050	GENERAL INSURANCE	78,014	78,014	73,316.00	73,316.00	.00	4,698.00	94.0%
504240 000060	WORKER COMPENSATION	50,000	50,000	12,586.55	2,517.31	.00	37,413.45	25.2%
504240 000065	UNEMPLOYMENT COMPENS	5,000	5,000	.00	.00	.00	5,000.00	.0%
504240 000070	ADVERTISING	2,000	2,000	794.00	.00	.00	1,206.00	39.7%
504240 000110	TELEPHONE	29,000	29,000	10,164.83	2,159.03	582.52	18,252.65	37.1%
504240 000120	SAFETY PROGRAMS	18,000	18,000	1,148.00	.00	.00	16,852.00	6.4%
504240 000190	REGULAR AUDIT	40,000	40,000	3,000.00	.00	.00	37,000.00	7.5%
504240 000205	DALTON ALLOCATION	54,470	54,470	22,705.00	4,541.00	.00	31,765.00	41.7%
504240 000330	UTILITIES	78,150	78,150	35,904.42	5,063.63	.00	42,245.58	45.9%
504240 000350	BUILDING MAINTENANCE	45,000	45,000	400.00	400.00	.00	44,600.00	.9%
504240 000360	LEGAL FEES	116,000	116,000	23,600.42	2,397.50	.00	92,399.58	20.3%
504240 000390	EQUIPMENT PURCHASES	1,226,500	1,226,500	54,687.00	21,599.00	.00	1,171,813.00	4.5%
504240 000400	EQUIPMENT MAINT & RE	60,500	60,500	20,091.54	10,122.68	.00	40,408.46	33.2%
504240 000402	REPAIRS - TIRES	15,000	15,000	5,205.98	812.68	159.40	9,634.62	35.8%
504240 000404	REPAIRS - LT EQUIPME	3,000	3,000	112.50	.00	.00	2,887.50	3.8%
504240 000410	GAS & OIL	375,000	375,000	135,755.26	26,319.44	.00	239,244.74	36.2%
504240 000440	SUPPLIES	11,000	11,000	4,111.68	852.82	80.65	6,807.67	38.1%
504240 000460	UNIFORMS	25,000	25,000	8,252.68	2,156.61	.00	16,747.32	33.0%
504240 000580	LEASE - RENTAL	10,000	10,000	.00	.00	.00	10,000.00	.0%
504240 000590	PARTS	190,000	190,000	69,865.73	18,306.81	878.76	119,255.51	37.2%
504240 000592	TIRE PURCHASES	38,000	38,000	11,363.27	2,035.94	402.50	26,234.23	31.0%
504240 000594	PURCHASES - LT EQUIP	14,165	14,165	1,098.20	274.09	.00	13,066.80	7.8%
504240 000610	ENGINEERING	80,000	80,000	6,169.29	839.19	.00	73,830.71	7.7%
504240 000760	MATERIALS/CONTRACTS	200,000	200,000	47,713.92	13,571.93	370.03	151,916.05	24.0%
504240 000770	BRUSH GRINDING	120,000	120,000	29,400.00	29,400.00	.00	90,600.00	24.5%
504240 000780	INMATE CONTRACTS	84,000	84,000	33,774.71	12,956.05	.00	50,225.29	40.2%
504240 000980	CONTINGENT	100,000	100,000	.00	.00	.00	100,000.00	.0%
504240 001010	OFFICE SUPPLIES	8,810	8,810	3,447.51	1,064.52	.00	5,362.49	39.1%
504240 001415	CREDIT CARD & BANK F	11,000	11,000	5,565.08	1,332.10	.00	5,434.92	50.6%
504240 001420	COMMISSIONS	0	0	1,126.70	.00	.00	-1,126.70	100.0%*

06/23/2021 10:37
 6281broc

 |The City of Dalton
 |YEAR-TO-DATE BUDGET REPORT

 |P 4
 |glytbdud

FOR 2021 05

ACCOUNTS FOR: 0050	LANDFILL-ENTERPRISE FUND	ORIGINAL APPROP	REVISED BUDGET	YTD ACTUAL	MTD ACTUAL	ENCUMBRANCES	AVAILABLE BUDGET	PCT USED
504240	001590	175,000	175,000	.00	.00	.00	175,000.00	.0%
504240	001620	2,500	2,500	.00	.00	.00	2,500.00	.0%
504240	001690	70,000	70,000	13,658.00	13,658.00	.00	56,342.00	19.5%
504240	001740	74,500	74,500	26,104.31	890.79	.00	48,395.69	35.0%
504240	001742	30,000	30,000	1,697.27	217.96	.00	28,302.73	5.7%
504240	001750	30,000	30,000	14,202.84	6,298.84	.00	15,797.16	47.3%
504240	001900	80,000	80,000	40,379.72	12,757.95	.00	39,620.28	50.5%
504240	001990	5,000	5,000	-142.28	-142.28	.00	5,142.28	-2.8%
504240	039980	30,000	30,000	27,785.41	5,429.82	.00	2,214.59	92.6%
TOTAL LANDFILL OPERATION		6,719,657	6,719,657	1,761,126.94	484,873.60	2,473.86	4,956,056.20	26.2%

06/23/2021 10:37
 6281broc

The City of Dalton
 YEAR-TO-DATE BUDGET REPORT

P 5
 glytdbud

FOR 2021 05

ACCOUNTS FOR: 0050	LANDFILL-ENTERPRISE FUND	ORIGINAL APPROP	REVISED BUDGET	YTD ACTUAL	MTD ACTUAL	ENCUMBRANCES	AVAILABLE BUDGET	PCT USED	
504260 METHANE GAS OPERATIONS									
504260	000010	SALARIES-REGULAR	3,500	3,500	.00	.00	.00	3,500.00	.0%
504260	000020	FICA	300	300	.00	.00	.00	300.00	.0%
504260	000030	PENSION	300	300	.00	.00	.00	300.00	.0%
504260	000032	PENSION - DB PLAN	1,100	1,100	.00	.00	.00	1,100.00	.0%
504260	000040	HOSPITALIZATION INSU	1,400	1,400	.00	.00	.00	1,400.00	.0%
504260	000050	GENERAL INSURANCE	35,750	35,750	.00	.00	.00	35,750.00	.0%
504260	000060	WORKER COMPENSATION	3,500	3,500	.00	.00	.00	3,500.00	.0%
504260	000330	UTILITIES	60,000	60,000	18,265.50	1,839.63	.00	41,734.50	30.4%
504260	000360	LEGAL FEES	3,500	3,500	.00	.00	.00	3,500.00	.0%
504260	000580	LEASE - RENTAL	2,000	2,000	.00	.00	.00	2,000.00	.0%
504260	000610	ENGINEERING	7,500	7,500	2,800.00	700.00	.00	4,700.00	37.3%
504260	000625	TREATMENT EQUIP MAIN	30,000	30,000	15,034.70	8,791.00	.00	14,965.30	50.1%
504260	000630	GHG OFFSETS (CALIBRA	13,000	13,000	10,083.06	32.98	.00	2,916.94	77.6%
504260	000645	GAS COLLECT SYS MNT	20,000	20,000	64.00	.00	.00	19,936.00	.3%
504260	000760	MATERIALS/CONTRACTS	5,000	5,000	1,456.71	.00	.00	3,543.29	29.1%
504260	000980	CONTINGENT	10,000	10,000	.00	.00	.00	10,000.00	.0%
TOTAL METHANE GAS OPERATIONS		196,850	196,850	47,703.97	11,363.61	.00	149,146.03	24.2%	

06/23/2021 10:37
6281broc

The City of Dalton
YEAR-TO-DATE BUDGET REPORT

P 6
glytdbud

FOR 2021 05

ACCOUNTS FOR: 0050	LANDFILL-ENTERPRISE FUND	ORIGINAL APPROP	REVISED BUDGET	YTD ACTUAL	MTD ACTUAL	ENCUMBRANCES	AVAILABLE BUDGET	PCT USED	
504290 LANDFILL CLOSURE									
504290	000010	SALARIES-REGULAR	25,500	25,500	.00	.00	.00	25,500.00	.0%
504290	000020	FICA	1,950	1,950	.00	.00	.00	1,950.00	.0%
504290	000030	PENSION	3,650	3,650	.00	.00	.00	3,650.00	.0%
504290	000032	PENSION - DB PLAN	700	700	.00	.00	.00	700.00	.0%
504290	000040	HOSPITALIZATION INSU	500	500	.00	.00	.00	500.00	.0%
504290	000570	SEDIMENTATION/EROSIO	5,000	5,000	.00	.00	.00	5,000.00	.0%
504290	000610	ENGINEERING	15,000	15,000	.00	.00	.00	15,000.00	.0%
504290	000880	GROUNDWATER MONITORI	45,000	45,000	13,481.25	13,481.25	.00	31,518.75	30.0%
504290	001520	VEG MAINTENANCE	5,000	5,000	.00	.00	.00	5,000.00	.0%
504290	001530	CAP MAINTENANCE	10,000	10,000	.00	.00	.00	10,000.00	.0%
504290	001545	METHANE - O & M	10,000	10,000	818.00	165.00	.00	9,182.00	8.2%
504290	001560	ROAD UPKEEP/REPAIRS	5,000	5,000	.00	.00	.00	5,000.00	.0%
TOTAL LANDFILL CLOSURE		127,300	127,300	14,299.25	13,646.25	.00	113,000.75	11.2%	
TOTAL LANDFILL-ENTERPRISE FUND		-1,277,193	-1,277,193	-1,594,692.30	-289,109.86	2,473.86	315,025.44	124.7%	
TOTAL REVENUES		-8,570,000	-8,570,000	-3,431,995.99	-798,993.32	.00	-5,138,004.01		
TOTAL EXPENSES		7,292,807	7,292,807	1,837,303.69	509,883.46	2,473.86	5,453,029.45		

Monthly Rainfall 2021
Old Dixie Hwy MSWL

Date	January	February	March	April	May	June	July	August	September	October	November	December
1	0.55	0.02	0.87									
2					0.01	0.06						
3					1.14	0.11						
4					1.70	0.09						
5		0.13				0.29						
6		0.16				0.44						
7	0.34	0.25				0.09						
8	0.10					0.09						
9		0.01		0.55	0.47	0.08						
10				0.34	0.47	0.10						
11	0.22	0.61				0.43						
12	0.01	0.21			0.12	0.25						
13		0.62										
14				0.02								
15		0.42	0.13	0.01								
16			1.56									
17		0.15	1.37									
18		0.88	1.13									
19						1.44						
20						0.89						
21	0.28					0.22						
22		0.24				0.35						
23			0.02			0.03						
24				1.79								
25	0.99		4.29									
26	0.17	0.73										
27	0.02	0.02										
28		0.17	0.60		0.33							
29												
30				0.01								
31	0.55		2.29									
Total	3.23	4.62	12.26	2.72	4.24	4.96	0.00	0.00	0.00	0.00	0.00	0.00
<i>Normal</i>	5.86	4.93	6.34	4.30	4.28	4.38	4.76	3.65	5.00	3.31	4.79	4.92
% of Normal	55%	94%	193%	63%	99%	113%	0%	0%	0%	0%	0%	0%
YTD	3.23	7.85	20.11	22.83	27.07	32.03	32.03	32.03	32.03	32.03	32.03	32.03
<i>YTD Normal</i>	5.86	10.79	17.13	21.43	25.71	30.09	34.85	38.50	43.50	46.81	51.60	56.52
% of Normal	55%	73%	117%	107%	105%	106%	92%	83%	74%	68%	62%	57%

HB 0220 - Reauthorize Hazardous and Solid Waste Trust Funds**Tracking Level:** **Support****Status:** 6/30/2019 - Effective Date**Sponsor:** Terry Rogers**Senate Committee:** Finance**House Committee:** Natural Resources and Environment

Groups: 2019/02/15 Report
2019/02/22 Report
2019/03/08 Report
2019/03/15 Report
2019/03/29 Report
Kathleen Bowen
Nat. Res. & the Environment
Solid Waste

Report Date: Friday, May 21, 2021 at 10:55 AM**Staff Analysis of the Legislation**

This legislation renews the fees that make up the Hazardous Waste Trust Fund (HWTF) and the Solid Waste Trust Fund (SWTF) for three years, from July 1, 2019 to July 1, 2022.

Effective from July 1, 2020, until June 30, 2022, the 75¢ per ton of solid waste disposal fee would be reduced to 51¢ per ton. Effective from July 1, 2020, until June 30, 2022, the \$1 fee imposed upon the retail sale of all new replacement tires would be reduced to 38¢ per tire sold. In effect, the fees are reduced by the percentages that were not appropriated for their intended purposes in the last completed fiscal year, 2018.

The HWTF and SWTF support efforts including clean-up of abandoned contaminated sites, leaking landfills, scrap tires and illegal dumps; in addition, funds go towards waste reduction and recycling programs.

ACCG supports the reauthorization of both trust funds but is advocating for the successful passage of [HR 164](#), a constitutional amendment that authorizes the Georgia General Assembly to establish, by statute, true and dedicated trust funds.

- Bill Summary from the State -

SB 0123 - Solid Waste: Landfills, Host Fee & Trust Funds

Tracking Level: **Support**

Status: 6/29/2020 - Effective Date

Sponsor: William Ligon

Senate Committee: Natural Resources and the Environment

House Committee: Natural Resources and Environment

Groups:

2019/02/22 Report
2020/02/07
2020/02/28 Report
2020/06/19 Report
Kathleen Bowen
Nat. Res. & the Environment

Report Date: Friday, May 21, 2021 at 10:50 AM

Staff Analysis of the Legislation

This bill includes language from SB 123, [HB 926](#) and [SB 356](#). This omnibus solid waste related bill does the following:

- Increases the minimum host fee applied to coal ash from \$1 to \$2.50 per ton. Coal ash would now be charged the same host fee per ton as regular household waste. This increase (and host fees) only applies to a municipal solid waste disposal facility that is owned by a private entity.
- Alters the restrictions on how counties can spend the host fees from 50% to 20%. [HB 792](#), passed during the 2018 Session, required that 50% of the host fees received be spent for certain purposes.
- Halts the reduction in the fees assessed for the Hazardous Waste Trust Fund (HWTF) and the Solid Waste Trust Fund (SWTF), which were set to reduce on July 1, 2020. In addition, the sunset on the collection of the fees is extended until 2025.
- Allows an existing landfill (in McIntosh County) to expand within two miles of military air space used as bombing ranges. Current law prohibits such expansion.

- Bill Summary from the State -

Scrap Tire Recycling Fee Analysis - DWSWA

Liberty Tire Fee Structure

Effective Date	Liberty Tire Rate (per trailer)	\$/tire	\$/ton
Current	\$ 1,850.00	\$ 1.91	\$ 153.15
6/1/2021	\$ 2,100.00	\$ 2.17	\$ 173.84

NOTES:

Average Tires/Trailer	966.4	
Avg. Trailer (tons)	12.08	2020 Yearly Average
Avg. Tire (lbs)	25	TIA

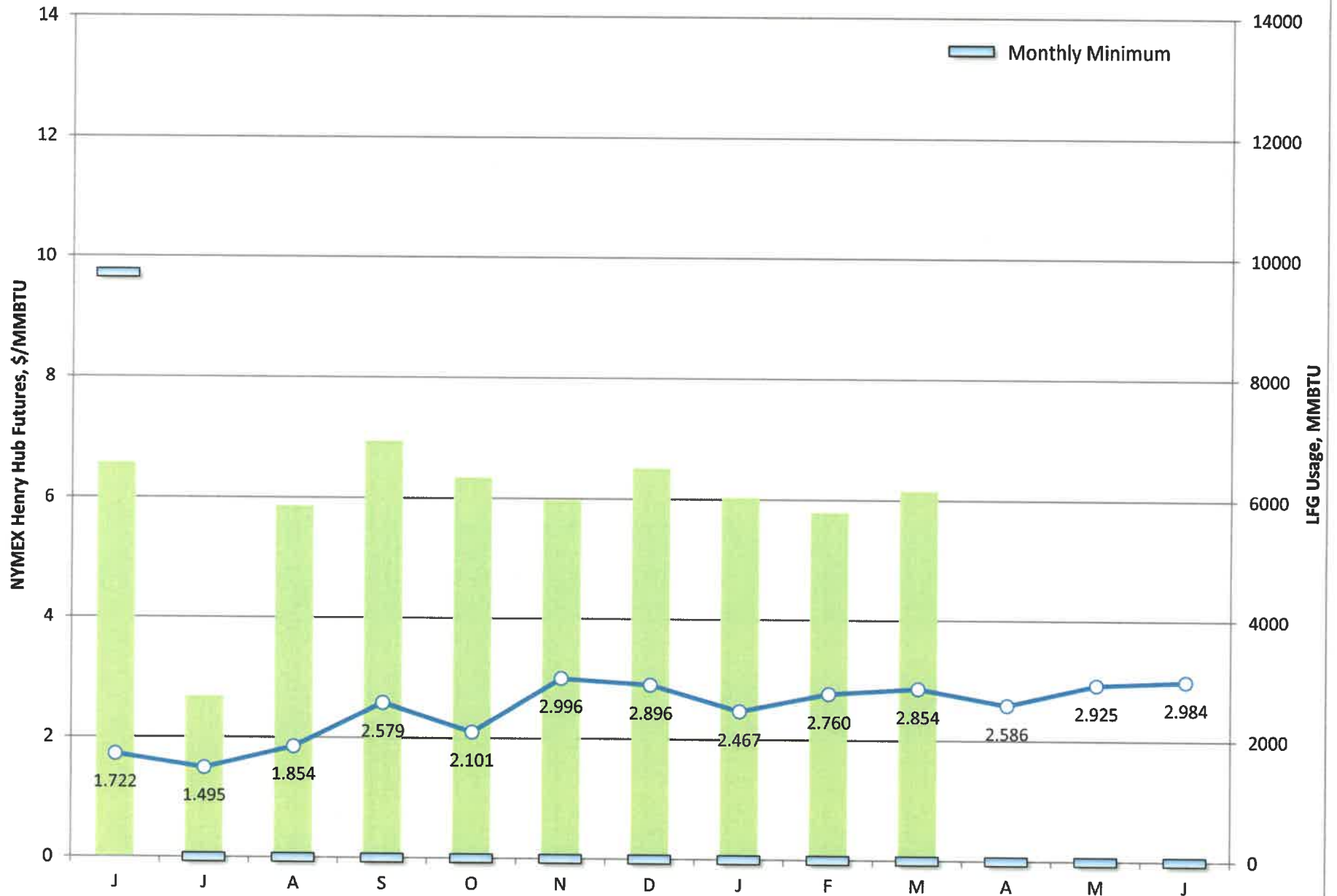
Proposed New Rates

\$/tire	\$/ton	
\$ 2.00	\$ 141.65	Current
\$ 2.00	\$ 175.00	24% Increase

2020 Scrap Tire Summary

		New Pricing
DWSWA Tire Fees	\$ 26,777.03	\$ 33,203.52
Liberty Fees	\$ 27,750.00	\$ 31,500.00
GAIN/(LOSS)	\$ (972.97)	\$ 1,703.52

Trinseo (Styron/Dow) LFG Usage and NYMEX Futures



**Material Recovery Facility
Monthly Revenues / Expenditures
May-21**

MRF Revenues		Loads					
User Fees	414	1563.69 tons		\$	57,043.12		
OCC	9	203.78 tons		\$	22,415.80		
Mixed Paper	3	64.94 tons		\$	2,597.60		
Aluminum	0	0.00 tons		\$	-		
Bi-metal	0	0.00 tons		\$	-		
Glass	6	123.56 tons		\$	3,107.18		
#1 PET	0	0.00 tons		\$	-		
HDPE	0	0.00 tons		\$	-		
PP Carpet	0	0.00 tons		\$	-	Sale Loads	19
N 6 Carpet	0	0.00 tons		\$	-	Sale Tons	402.84
N 66 Carpet	0	0.00 tons		\$	-	Sale Dollars	\$ 30,443.78
Carpet Pad / Cusl	1	10.56 tons		\$	2,323.20		
Mixed Carpet	0	0.00 tons		\$	-		
Mixed Plastic 1-7	0	0.00 tons		\$	-		

Revenues \$ 87,486.90

MRF Expenses

Labor	Wages & Benefits			\$	23,987.02		
	Temp Labor			\$	-		
	Inmate Labor			\$	5,348.25	Labor	\$ 29,335.27
Fixed	Electric			\$	1,957.56		
	Security System			\$	103.70		
	Propane			\$	539.24		
	Insurance - Average			\$	153.50		
	Water			\$	47.19		
	Telephone			\$	183.21		
	Cell			\$	59.24		
						Fixed	\$ 3,043.64
City Curbside	Revenue Sharing	65	75.70 tons @	\$	30.00	ton Curbside	\$ 2,271.00
Supplies	Baling Wire		387 Bales @	\$	2.00	bale	\$ 774.00
	<i>Supplies</i>			\$	40.68		\$ 40.68
Recycling Pulls	Internal Rolloff		46 pulls @	\$	110.00	ea	\$ 5,060.00
Glass Transportation			6 pulls @	\$	325.00	ea	\$ 1,950.00
Electronics Recycling				\$	-		\$ -
Vehicle	Fuel and Lube						\$ 2,050.00
Balefill/Disposal	D-W to Bale Fill	2	4.00 tons @	\$	21.75		\$ 87.00
	D-Bale (others)	76	1008.63 tons @	\$	21.75		\$ 21,937.70
	Residual Waste	1	2.18 tons @	\$	22.75		\$ 49.60
	MRF--Landfill	17	154.83 tons @	\$	22.75		\$ 3,522.38
Repair/Maintenance			2% of Annual Cost				\$ 502.50
	<i>Repairs/Maint</i>						\$ 4,331.87

NON Cash Expenses

Baler Depreciation	\$ 2,353.70
Building Depreciation	\$ 6,119.46
	\$ 8,473.16

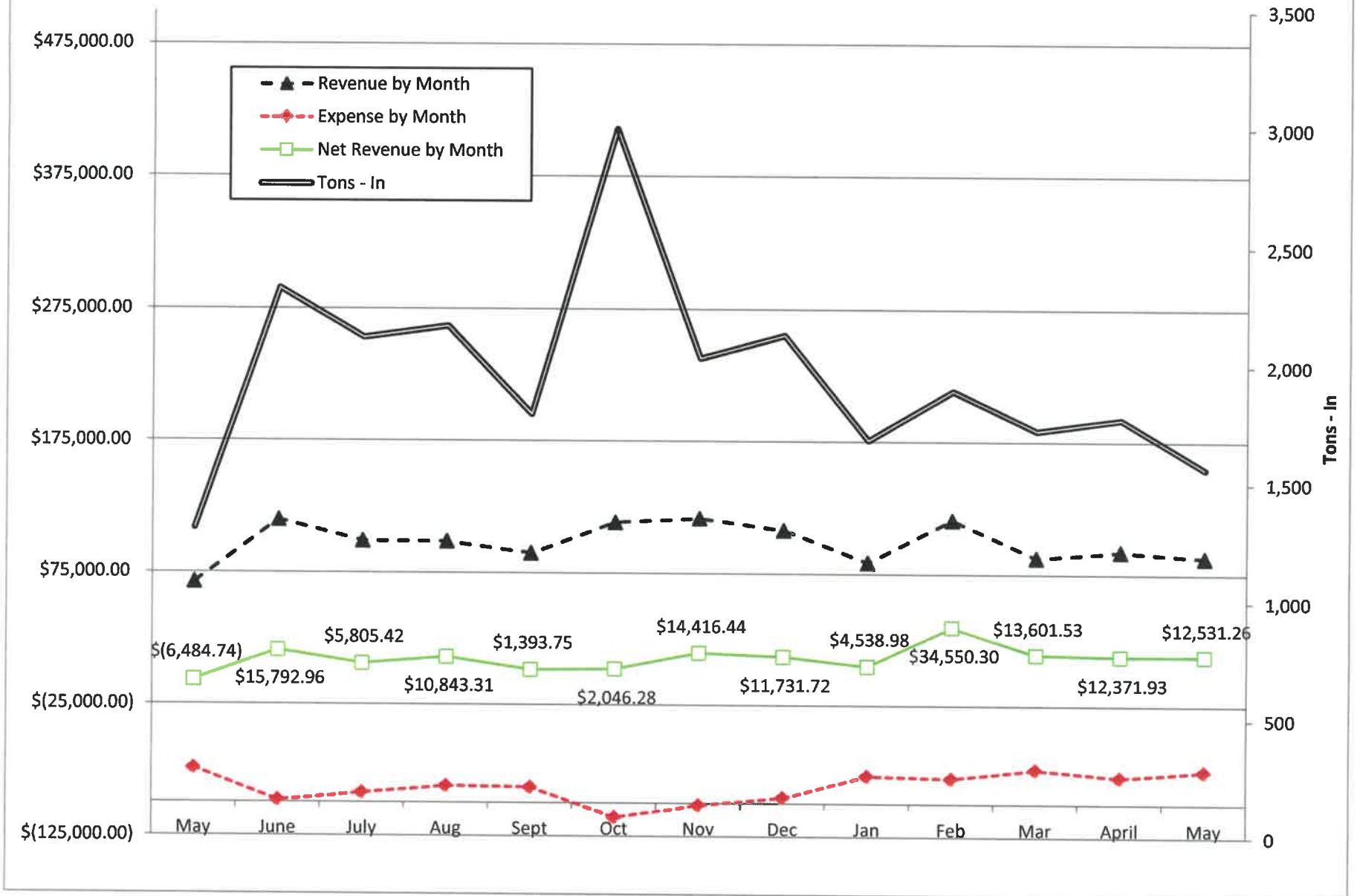
Expenses \$ 74,955.64

NOTES

Avoided Disposal Fees \$ 14,678.36
Saved Airspace 630.48 cy

Total Revenues \$ 87,486.90
Total Expense \$ 74,955.64
Net Revenue \$ 12,531.26

Materials Recovery Facility Trend Report - May 2021



Target Recycling

2021

	Commodity	Loads	Tons	Pounds	\$\$\$\$	\$ per ton	2020	2019	2018
							\$ per ton	\$ per ton	\$ per ton
January	Cardboard	33	144.85	289,700	\$6,518.25	\$ 95.00	\$ 45.00	\$ 95.00	\$ 125.00
	Mixed Paper	3	13.44	26,880	\$134.40	\$ 45.00	\$ 10.00	\$ 15.00	\$ 45.00
	PET	1	4.36	8,720	\$959.20	\$ 160.00	\$ 220.00	\$ 320.00	\$ 310.00
	Alum	1	1.20	2,400	\$1,008.00	\$ 1,030.00	\$ 840.00	\$ 1,200.00	\$ 1,430.00
	totals	38	163.85	325,300	\$8,619.85				
February	Cardboard	31	138.35	276,700	\$6,917.50	\$ 95.00	\$ 50.00	\$ 85.00	\$ 120.00
	Mixed Paper	2	9.78	19,560	\$48.90	\$ 40.00	\$ 5.00	\$ 10.00	\$ 40.00
	PET	1	0.77	1,540	\$184.80	\$ 190.00	\$ 240.00	\$ 340.00	\$ 280.00
	Alum	1	0.94	1,880	\$902.40	\$ 1,130.00	\$ 960.00	\$ 1,160.00	\$ 1,420.00
	totals	35	149.84	297,800	\$8,053.60				
March	Cardboard	37	174.86	349,720	\$10,491.60	\$ 100.00	\$ 60.00	\$ 75.00	\$ 105.00
	Mixed Paper	5	32.52	65,040	\$162.60	\$ 40.00	\$ 5.00	\$ 10.00	\$ 35.00
	PET	3	5.94	11,880	\$1,485.00	\$ 215.00	\$ 250.00	\$ 300.00	\$ 270.00
	Alum	0	0.00	0	\$0.00	\$ 1,280.00	\$ 760.00	\$ 600.00	\$ 1,460.00
	totals	45	213.32	426,640	\$12,139.20				
April	Cardboard	28	128.12	256,240	\$12,171.40	\$ 105.00	\$ 95.00	\$ 60.00	\$ 95.00
	Mixed Paper	7	31.57	63,140	\$315.70	\$ 40.00	\$ 10.00	\$ 10.00	\$ 20.00
	PET	1	2.09	4,180	\$418.00	\$ 300.00	\$ 200.00	\$ 320.00	\$ 320.00
	Alum	2	1.65	3,300	\$1,254.00	\$ 1,360.00	\$ 760.00	\$ 1,000.00	\$ 1,200.00
	totals	38	163.43	323,560	\$14,159.10				
May	Cardboard	31	138.92	277,840	\$18,754.20	\$ 105.00	\$ 135.00	\$ 50.00	\$ 90.00
	Mixed Paper	3	18.12	36,240	\$453.00	\$ 40.00	\$ 25.00	\$ 10.00	\$ 10.00
	PET	0	0.00	0	\$0.00	\$ 340.00	\$ 200.00	\$ 320.00	\$ 320.00
	Alum	0	0.00	0	\$0.00	\$ 1,360.00	\$ 760.00	\$ 1,000.00	\$ 1,400.00
	totals	34	157.04	314,080	\$19,207.20				
June	Cardboard	0	0.00	0	\$0.00	\$ -	\$ 100.00	\$ 45.00	\$ 90.00
	Mixed Paper	0	0.00	0	\$0.00	\$ -	\$ 25.00	\$ 10.00	\$ 10.00
	PET	0	0.00	0	\$0.00	\$ -	\$ 190.00	\$ 320.00	\$ 320.00
	Alum	0	0.00	0	\$0.00	\$ -	\$ 760.00	\$ 1,000.00	\$ 1,400.00
	totals	0	0.00	0	\$0.00				
July	Cardboard	0	0.00	0	\$0.00	\$ -	\$ 80.00	\$ 45.00	\$ 95.00
	Mixed Paper	0	0.00	0	\$0.00	\$ -	\$ 25.00	\$ 10.00	\$ 10.00
	PET	0	0.00	0	\$0.00	\$ -	\$ 190.00	\$ 305.00	\$ 340.00
	Alum	0	0.00	0	\$0.00	\$ -	\$ 780.00	\$ 1,020.00	\$ 1,440.00
	totals	0	0.00	0	\$0.00				
August	Cardboard	0	0.00	0	\$0.00	\$ -	\$ 80.00	\$ 45.00	\$ 100.00
	Mixed Paper	0	0.00	0	\$0.00	\$ -	\$ 25.00	\$ 10.00	\$ 10.00
	PET	0	0.00	0	\$0.00	\$ -	\$ 180.00	\$ 280.00	\$ 340.00
	Alum	0	0.00	0	\$0.00	\$ -	\$ 1,020.00	\$ 1,020.00	\$ 1,440.00
	totals	0	0.00	0	\$0.00				
September	Cardboard	0	0.00	0	\$0.00	\$ -	\$ 80.00	\$ 45.00	\$ 100.00
	Mixed Paper	0	0.00	0	\$0.00	\$ -	\$ 30.00	\$ 10.00	\$ 10.00
	PET	0	0.00	0	\$0.00	\$ -	\$ 170.00	\$ 260.00	\$ 340.00
	Alum	0	0.00	0	\$0.00	\$ -	\$ 980.00	\$ 1,000.00	\$ 1,420.00
	totals	0	0.00	0	\$0.00				
October	Cardboard	0	0.00	0	\$0.00	\$ -	\$ 80.00	\$ 45.00	\$ 100.00
	Mixed Paper	0	0.00	0	\$0.00	\$ -	\$ 35.00	\$ 10.00	\$ 10.00
	PET	0	0.00	0	\$0.00	\$ -	\$ 140.00	\$ 200.00	\$ 340.00
	Alum	0	0.00	0	\$0.00	\$ -	\$ 980.00	\$ 980.00	\$ 1,400.00
	totals	0	0.00	0	\$0.00				
November	Cardboard	0	0.00	0	\$0.00	\$ -	\$ 80.00	\$ 45.00	\$ 100.00
	Mixed Paper	0	0.00	0	\$0.00	\$ -	\$ 40.00	\$ 10.00	\$ 10.00
	PET	0	0.00	0	\$0.00	\$ -	\$ 160.00	\$ 220.00	\$ 320.00
	Alum	0	0.00	0	\$0.00	\$ -	\$ 940.00	\$ 280.00	\$ 1,380.00
	totals	0	0.00	0	\$0.00				
December	Cardboard	0	0.00	0	\$0.00	\$ -	\$ 90.00	\$ 45.00	\$ 95.00
	Mixed Paper	0	0.00	0	\$0.00	\$ -	\$ 45.00	\$ 10.00	\$ 15.00
	PET	0	0.00	0	\$0.00	\$ -	\$ 0.08	\$ 220.00	\$ 340.00
	Alum	0	0.00	0	\$0.00	\$ -	\$ 0.52	\$ 760.00	\$ 1,380.00
	totals	0	0.00	0	\$0.00				
Totals		190	847.48	1,687,380	\$62,178.95				
		Loads	Tons	Pounds	\$\$\$\$	2021	2020	2019	2018
Cardboard	160	725.10	1,450,200	\$54,852.95	Avg \$ for Year	Avg \$ for Year	Avg \$ for Year	Avg \$ for Year	
Mixed Paper	20	105.43	210,860	\$1,114.60	\$100.00	\$88.64	\$56.67	\$101.25	
PET	6	13.16	26,320	\$3,047.00	\$41.00	\$25.45	\$10.42	\$18.75	
Alum	4	3.79	7,580	\$3,164.40	\$241.00	\$194.55	\$283.75	\$320.00	
					\$1,232.00	\$867.32	\$918.33	\$1,397.50	

May 2021

TARGET RECYCLING AT SCHOOL MONTHLY REPORT

WWW.DWSWA.ORG
706-278-5001

Target Recycling, managed by the Dalton-Whitfield Solid Waste Authority's Recycling Center in Dalton, provides collection of recyclables at no charge to local businesses and schools interested in recycling. Recycling collection saves local school districts hundreds of dollars in waste collection fees each month.

Overall Recycling Rates Top Five Schools for May 2021

During the month of May 2021 all of the schools recycling with Target Recycling collected a total of 57,510 pounds of recyclable materials for a recycling rate of .2 pounds per student.

That saves approximately 488 trees! It also weighs approximately 7 Asian Elephants!

School	School Pop.	Quantity (lbs)	Per-Capita (lb/student)
Learning Tree Elem. School Private	60	1,410	23.5
New Hope Middle School	388	5,610	14.5
Dug Gap Elementary School	247	2,040	8.3
Cohutta Elementary School	205	1,520	7.4
Varnell Elementary School	256	1,860	7.3
Total	1,156	12,440	10.8

Recycling Rates are calculated by dividing the number of students at the school by the weight (in pounds) of the recyclables collected during a one-month period.

* If there is an error in student population count for your school please call us to update the report at 706-278-5001.

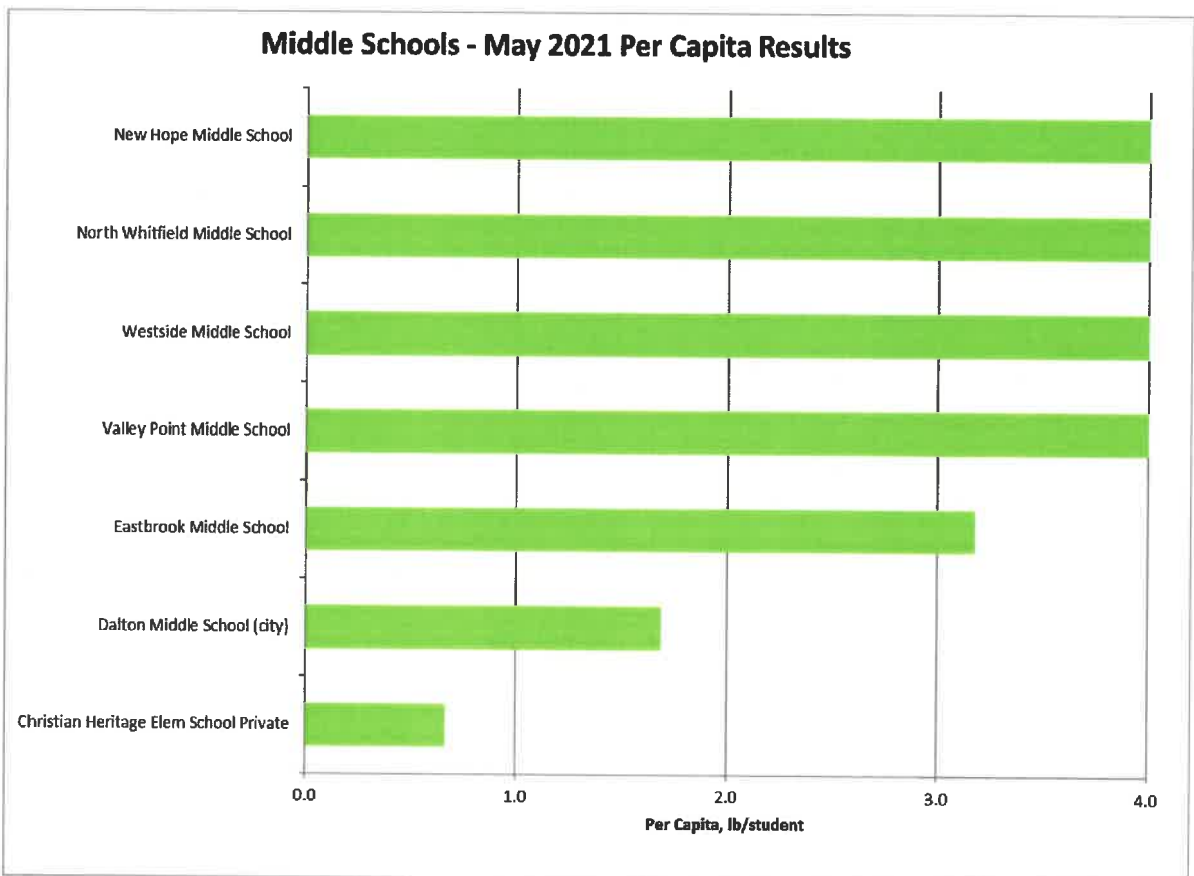
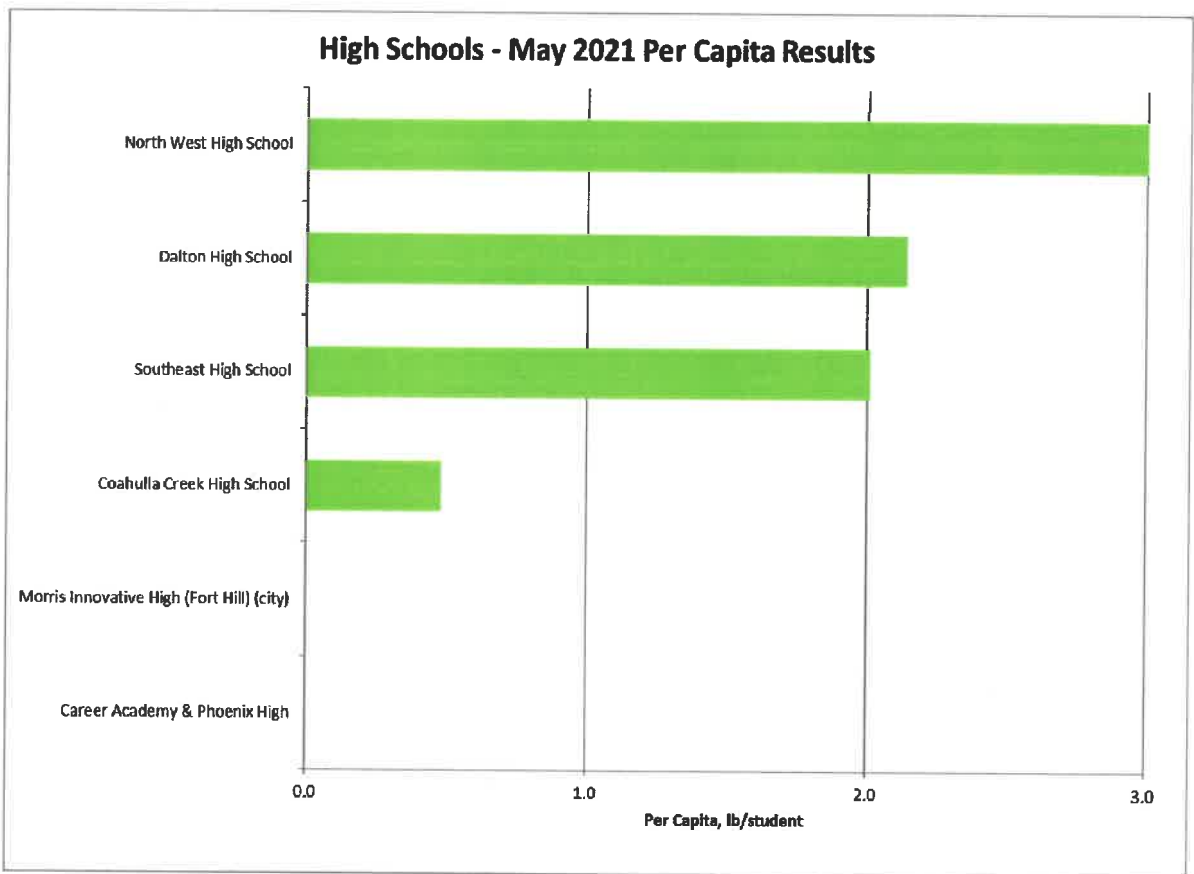
Individual School Recycling Rates

High Schools	School Population	Total Pounds	Per-Capita (lb/student)
Career Academy & Phoenix High	790	0	0.0
Coahulla Creek High School	829	400	0.5
Dalton High School	2096	4490	2.1
Morris Innovative High (Fort Hill) (city)	267	0	0.0
North West High School	953	4470	4.7
Southeast High School	984	1980	2.0
Totals	5,919	11,340	1.9

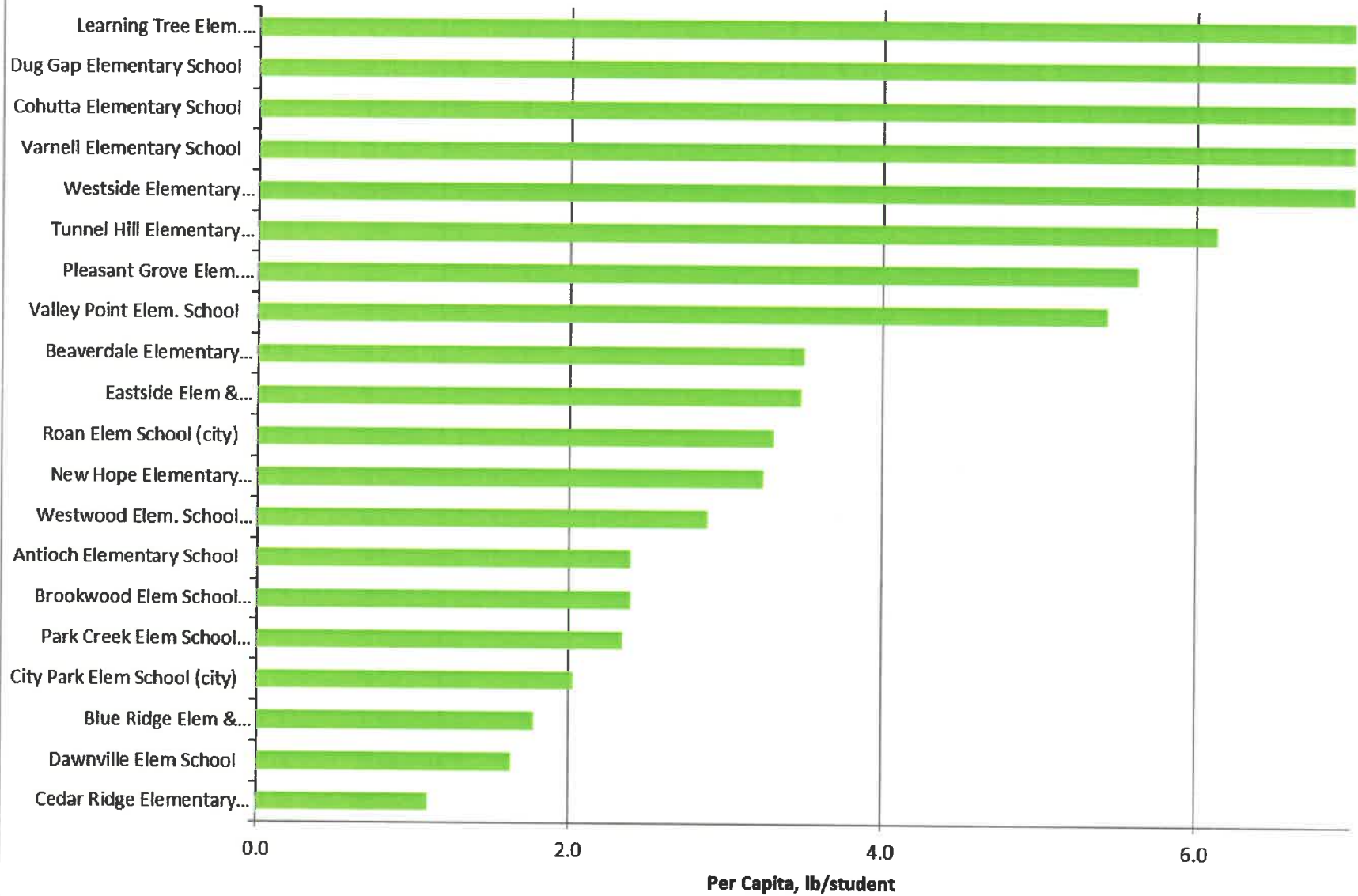
Target Recycling at School takes the collection program a step further by providing a complimentary Environmental Education program that teaches student to be more environmentally friendly.

Middle Schools	School Population	Total Pounds	Per-Capita (lb/student)
Christian Heritage Elem School Private	421	280	0.7
Dalton Middle School (city)	1764	2980	1.7
Eastbrook Middle School	481	1530	3.2
New Hope Middle School	388	5610	14.5
North Whitfield Middle School	550	3180	5.8
Valley Point Middle School	356	1660	4.7
Westside Middle School	314	1510	4.8
Totals	4,274	16,750	3.9

Elementary Schools	School Population	Total Pounds	Per-Capita (lb/student)
Antioch Elementary School	313	750	2.4
Beaverdale Elementary School	306	1070	3.5
Blue Ridge Elem & Northstar School (city)	955	1700	1.8
Brookwood Elem School (city)	656	1570	2.4
Cedar Ridge Elementary School	281	310	1.1
City Park Elem School (city)	718	1460	2.0
Cohutta Elementary School	205	1520	7.4
Dawnville Elem School	330	540	1.6
Dug Gap Elementary School	247	2040	8.3
Eastside Elem & Crossroads Academy School	385	1340	3.5
Learning Tree Elem. School Private	60	1410	23.5
New Hope Elementary School	426	1380	3.2
Park Creek Elem School (city)	589	1380	2.3
Pleasant Grove Elem. School	279	1570	5.6
Roan Elem School (city)	454	1500	3.3
Tunnel Hill Elementary School	238	1460	6.1
Valley Point Elem. School	322	1750	5.4
Varnell Elementary School	256	1860	7.3
Westside Elementary School	450	3170	7.0
Westwood Elem. School (city)	568	1640	2.9
Totals	8,038	29,420	3.7



Elementary Schools - May 2021 Per Capita Results

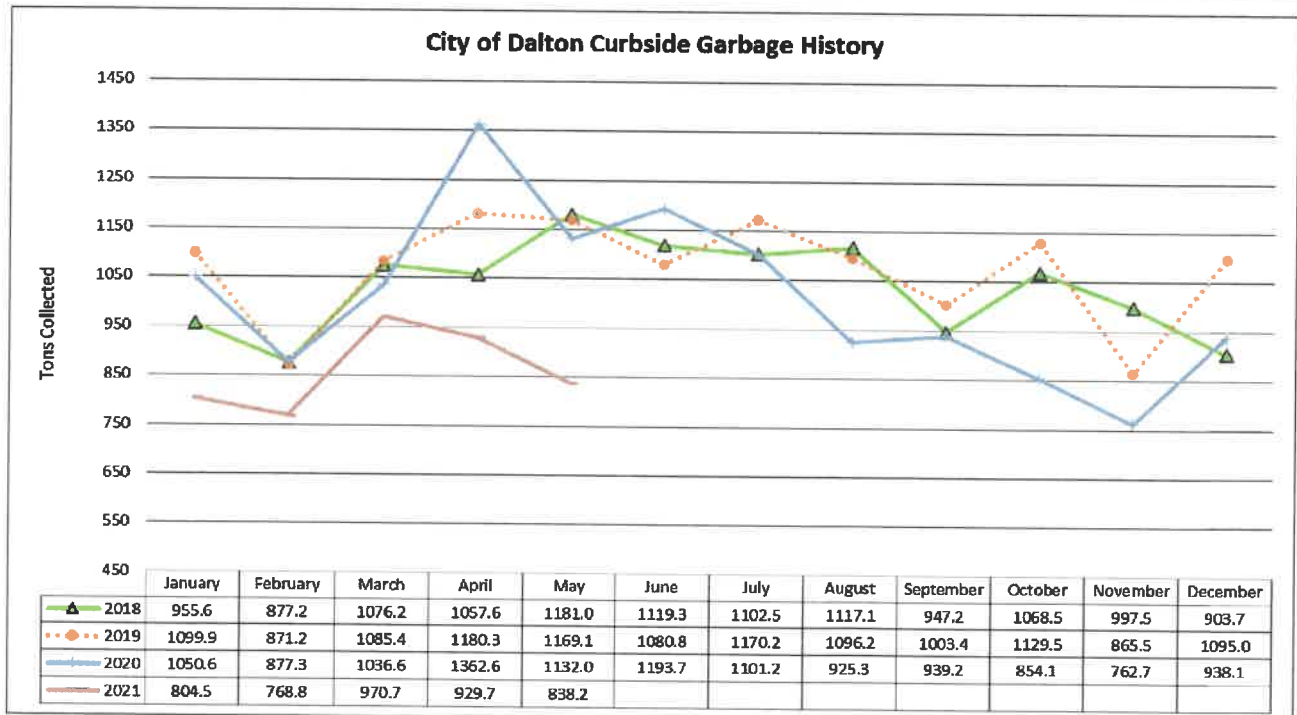
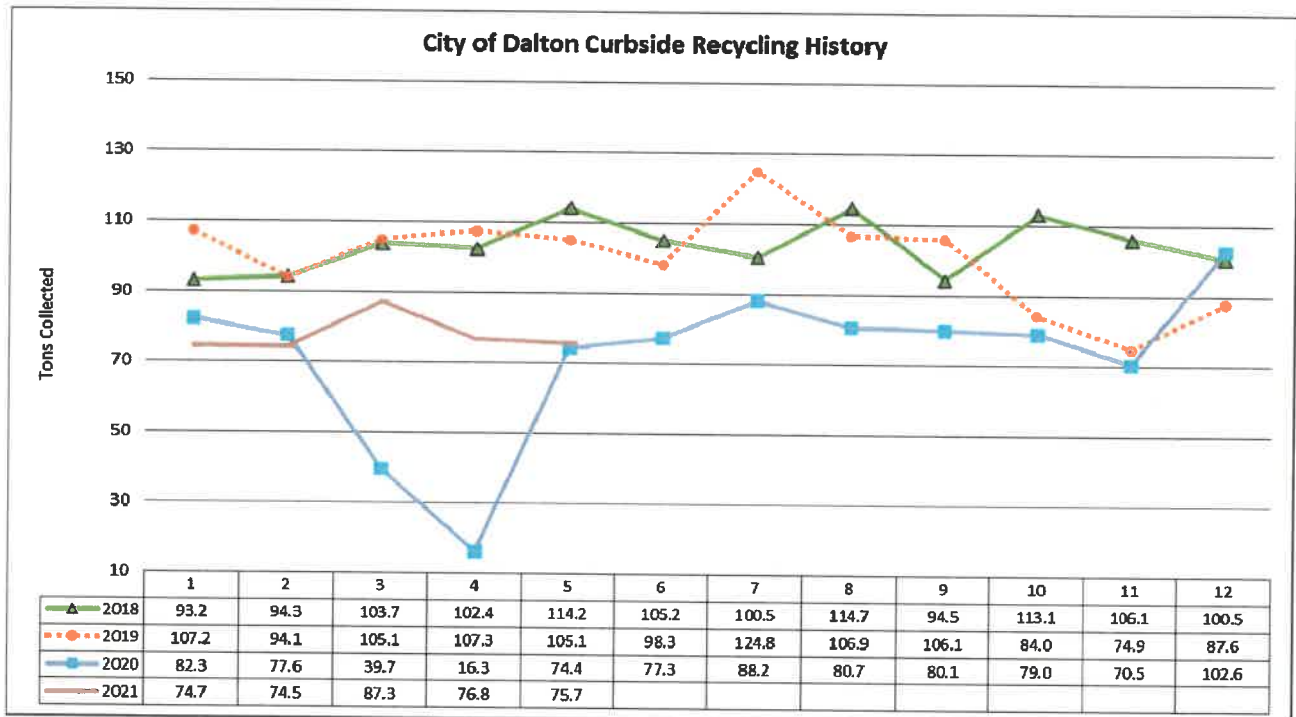


City of Dalton Curbside Recycling Report –May 2021

Prepared by the Dalton-Whitfield Regional Solid Waste Management Authority | www.DWSWA.org

The City of Dalton Curbside Recycling Program collected 75.7 tons (151,400 lbs.) of recyclables in May 2021. It's a 1.8% increase compared to May 2020 when 74.4 tons were collected. 75.7 tons saves 126 cubic yards of landfill space. 838.2 tons (1,676,460 lbs.) of garbage was disposed of in May 2021 by the City of Dalton. It's a decrease of 26% compared

to 1362.6 tons collected in May 2020. The waste diversion rate for May 2021 is 8.3%. The Dalton-Whitfield Solid Waste Authority has credited the City of Dalton Public Works Department \$2,271.00 for the revenue sharing of recyclables received in May 2021.



**CONVENIENCE CENTERS -- VOLUNTARY DROP-OFF RECYCLING
2021**

	January	February	March	QTR - 1	April	May	June	QTR - 2
McGaughey Chapel								
Waste	217.23	185.27	256.87	659.37	221.57	214.89		436.46
Recycle	15.33	8.22	16.24	39.79	12.51	14.39		26.90
Target Recycle	0.17	0.14	0.15	0.46	0.16	0.18		0.34
Total Recycled	15.50	8.36	16.39	40.25	12.67	14.57	0.00	27.24
% RECYCLED	6.66%	4.32%	6.00%	5.75%	5.41%	6.35%	#DIV/0!	5.87%
MLK								
Waste	356.43	315.78	396.00	1,068.21	368.81	359.31		728.12
Recycle	22.05	17.22	23.74	63.01	23.76	19.72		43.48
Target Recycle	0.17	0.15	0.18	0.49	0.17	0.17		0.34
Total Recycled	22.22	17.37	23.92	63.50	23.93	19.89	0.00	43.82
% RECYCLED	5.87%	5.21%	5.70%	5.61%	6.09%	5.25%	#DIV/0!	5.68%
Old Dixie								
Waste	349.82	306.55	396.07	1,052.44	454.77	518.95		973.72
Recycle	13.21	16.96	13.03	43.20	18.50	16.68		35.18
Target Recycle	0.13	0.17	0.16	0.45	0.14	0.17		0.30
Total Recycled	13.34	17.13	13.19	43.65	18.64	16.85	0.00	35.48
% RECYCLED	3.67%	5.29%	3.22%	3.98%	3.94%	3.14%	#DIV/0!	3.52%
Westside								
Waste	170.63	146.66	157.53	474.82	169.96	167.73		337.69
Recycle	10.54	12.08	11.15	33.77	13.68	8.89		22.57
Target Recycle	0.18	0.16	0.16	0.49	0.17	0.16		0.33
Total Recycled	10.72	12.24	11.31	34.26	13.85	9.05	0.00	22.90
% RECYCLED	5.91%	7.70%	6.70%	6.73%	7.53%	5.12%	#DIV/0!	6.35%