



DALTON-WHITFIELD REGIONAL SOLID WASTE MANAGEMENT AUTHORITY AGENDA

JULY 17, 2023

4:00 PM

DALTON CITY HALL – MAYOR & COUNCIL CHAMBERS, 300 WAUGH STREET,
DALTON, GEORGIA

- I. **Approval of Agenda**
- II. **Public Commentary**
- III. **OLD BUSINESS**
 - A. **Approval of Minutes – June 19, 2023**
 - B. **Approval of Executive Session Minutes – June 19, 2023**
- IV. **NEW BUSINESS**
 - A. **Financial & Operational Reports**
 1. Status of Accounts – June
 2. Rainfall Report
 3. LFG Pipeline Public Awareness Training – Public Officials
 - B. **Construction / Special Project Report**
 1. Phase 6 Cell 6 MSW Landfill Construction Update
 - C. **Recycling / Other Reports**
 1. MRF Report – June
 2. Target Recycling Program Update
 3. Recovered Materials Markets
 4. School Recycling Report
 5. Curbside Recycling Report – City of Dalton
 6. Convenience Center Recycling
 7. GA SWANA Road-E-O Winner – McKenney Pittman (MRF)
 8. Other
 - D. **Executive Session – Litigation Update**
- V. **Adjourn**

DALTON-WHITFIELD REGIONAL SOLID WASTE MANAGEMENT AUTHORITY
P.O. BOX 1205 DALTON, GA 30722-1205
TELEPHONE 706/277-2545 FAX 706/277-2546



Dalton-Whitfield Regional Solid Waste Management Authority

MINUTES FROM MEETING HELD June 19, 2023

Greg Jones called the meeting to order at 4:00 p.m.

Members present – David Pennington, Jevin Jensen, Greg Jones and Benny Dunn
Tyree Goodlett was absent.

Others present are listed below:

Henry Tharpe – Sponcler & Tharpe, Rob Estes – Estes & Walcott
Staff – Dirk Verhoeff, Seth Lassitter, Michael Foxx and Amy Hartline

I. **Approval of Agenda**

Members received and reviewed written copies of the June 19, 2023 agenda. A motion was made to amend the agenda to add Out-of-County Waste Moratorium and was approved unanimously as follows:

MOTION: Dunn
SECOND: Jensen

II. **Public Commentary**

There was no public commentary.

III. **OLD BUSINESS**

A. **Approval of Minutes – May 15, 2023**

Members received and reviewed written copies of the minutes from the May 15, 2023 meeting. The minutes were approved unanimously as follows:

MOTION: Pennington
SECOND: Jensen

B. **Extend Out-of-County Waste Moratorium**

Members received and reviewed tonnage data comparing pre-moratorium tonnage acceptance rates compared to post-moratorium rates. Dirk Verhoeff recommended the Authority Board extend the moratorium, which is to expire on June 31, 2023, through the end of 2023. A motion was made and approved unanimously as follows to extend the Out-of-County waste moratorium through the end of 2023:

MOTION: Pennington
SECOND: Dunn

IV. **NEW BUSINESS**

A. **Financial & Operational Reports**

1. FY2022 Financial Audit Report – Estes & Walcott
Rob Estes presented the Authority FY2022 financial audit to the Board. Mr. Estes reported that the audit went well and the Authority is in good financial

order. The FY2022 Financial Audit Report was approved unanimously as follows:

MOTION: Pennington
SECOND: Dunn

2. **Status of Accounts – May**
Dirk Verhoeff reviewed the status of accounts through May 2023. All revenues are above budget with the exception of MRF, landfill gas, and miscellaneous revenues. Interest income is slightly below budget. Dirk also reported that the primary operations budget is within budget.
3. **Rainfall Report**
Dirk Verhoeff reviewed the rainfall data through June 14, 2023. Dirk reported that the landfill received 169% of normal for April and 46% of normal for May. June is currently 16% of normal.

B. Construction / Special Project Reports

1. **Phase 6 Cell 6 MSW Landfill Construction Update**
Seth Lassitter gave a brief update on the landfill cell construction. Clay liner installation is nearly complete and synthetic liner will start soon after. Dirk Verhoeff reported that liner is scheduled for mid-July. Greg Jones asked how much life the current landfill has remaining and what our plan was after that. Dirk reported that the Authority is working with Atlantic Coast Consulting on options for future waste management. At the moment, the most reasonable option is to pursue a lateral expansion of the current Subtitle-D landfill. The conceptual expansion would add approximately 25 – 30 years of disposal life. Dirk mentioned a presentation on the conceptual expansion would be presented to the Board at another date.
2. **Balefill Expansion Update**
Dirk Verhoeff reported that the Balefill expansion is still ongoing. There have been some design changes related to impact to waters of the state. The proposed design will allow us to build/expand the current footprint with no impact to waters of the state.
3. **MRF Elevated Sort Line Update**
Dirk Verhoeff reported to the Board that the major permit modification has been submitted and approved by Georgia EPD engineers. The application is now waiting on the DNR director to sign. The manufacture of the sort line expects to deliver the equipment in late August 2023.

C. Recycling / Other Reports

The board reviewed the following reports and heard highlights from each.

1. MRF Report – May
2. Target Recycling Program Update
3. Recovered Materials Markets
4. School Recycling Report
5. Curbside Recycling Report – City of Dalton
6. Convenience Center Recycling
7. Celebrate Waste and Recycling Workers Week

D. Enter into Executive Session – (Litigation)

A motion was made to enter into Executive Session to discuss potential litigation on the following motion:

MOTION: Jensen

SECOND: Dunn

E. Adjourn from Executive Session

The Authority adjourned from their Executive Session and returned to their regular meeting on the following motion.

MOTION: Pennington

SECOND: Dunn

V. Adjourn from Regular Meeting

The Authority adjourned from their regular meeting on the following motion:


MOTION: Dunn

The Authority adjourned unanimously.

Tyree Goodlett, Chairman

Dirk Verhoeff, Secretary/Treasurer

Recorded & Approved



Dalton-Whitfield Regional Solid Waste Management Authority
MINUTES FROM THE EXECUTIVE SESSION HELD June 19, 2023

The board closed the regular meeting and began the Executive Session on the following motion:

MOTION: Jensen
SECOND: Dunn

A. Executive Session –Litigation Update

Tyree Goodlett called the Executive Session to order.

Board Attorney Henry Tharpe made an attorney client privileged report of the status and issues related to the current litigation pending in Federal court.

No action was taken on the above matter and the board adjourned the Executive Session and returned to the regular meeting on the following motion:

MOTION: Pennington
SECOND: Dunn

Tyree Goodlett, Chairman

Jevin Jensen

David Pennington

Benny Dunn

Greg Jones

Dirk Verhoeff, Executive Director

Recorded & Approved

YEAR-TO-DATE BUDGET REPORT

FOR 2023 06

ACCOUNTS FOR:	ORIGINAL APPROP	REVISED BUDGET	YTD ACTUAL	MTD ACTUAL	ENCUMBRANCES	AVAILABLE BUDGET	PCT USE/COL
0050 LANDFILL-ENTERPRISE FUND							
500001 REVENUES							
500001 344200 MRF REVENUES	-300,000	-300,000	-83,155.55	-10,851.50	.00	-216,844.45	27.7%
500001 344250 RECYCLING REVENUE	-50,000	-50,000	-33,876.00	-6,640.80	.00	-16,124.00	67.8%
500001 344300 LFG REVENUE	-105,000	-105,000	.00	.00	.00	-105,000.00	.0%
500001 344400 LANDFILL FEES	-8,170,000	-8,170,000	-4,536,675.18	-853,097.24	.00	-3,633,324.82	55.5%
500001 344450 WETLAND CREDITS	0	0	-64,152.00	.00	.00	64,152.00	100.0%
500001 361400 INTEREST INCOME	-695,500	-695,500	-266,383.41	-20,645.52	.00	-429,116.59	38.3%
500001 363200 RENTAL INCOME	0	0	-11,700.00	-3,500.00	.00	11,700.00	100.0%
500001 389000 MISCELLANEOUS REVENUE	-20,000	-20,000	-3,069.88	-350.00	.00	-16,930.12	15.3%
500001 392200 PROPERTY SALE (PF)	0	0	-8,393.00	.00	.00	8,393.00	100.0%
TOTAL REVENUES	-9,340,500	-9,340,500	-5,007,405.02	-895,085.06	.00	-4,333,094.98	53.6%

YEAR-TO-DATE BUDGET REPORT

FOR 2023 06

ACCOUNTS FOR:	ORIGINAL APPROP	REVISED BUDGET	YTD ACTUAL	MTD ACTUAL	ENCUMBRANCES	AVAILABLE BUDGET	PCT USE/COL
0050 LANDFILL-ENTERPRISE FUND							
504210 LANDFILL DEVELOPMENT							
504210 000610 ENGINEERING	250,000	250,000	53,619.37	7,727.75	.00	196,380.63	21.4%*
504210 000660 CELL CONSTRUCTION	3,049,000	3,049,000	825,946.58	152,270.52	.00	2,223,053.42	27.1%*
504210 000690 CONSTRUCTION QA/QC	215,000	215,000	187,631.01	45,642.26	.00	27,368.99	87.3%*
504210 000760 MATERIALS/CONTRACTS	200,000	200,000	.00	.00	.00	200,000.00	.0%
504210 000790 LEACHATE PRE-TREATME	40,900	40,900	29,217.80	.00	.00	11,682.20	71.4%*
504210 001100 UNDERDRAINING	350,000	350,000	.00	.00	.00	350,000.00	.0%
504210 521210 PROFESSIONAL - LEGAL	2,000	2,000	.00	.00	.00	2,000.00	.0%
504210 579000 CONTINGENCY	10,000	10,000	.00	.00	.00	10,000.00	.0%
TOTAL LANDFILL DEVELOPMENT	4,116,900	4,116,900	1,096,414.76	205,640.53	.00	3,020,485.24	26.6%

YEAR-TO-DATE BUDGET REPORT

FOR 2023 06

ACCOUNTS FOR:	ORIGINAL APPROP	REVISED BUDGET	YTD ACTUAL	MTD ACTUAL	ENCUMBRANCES	AVAILABLE BUDGET	PCT USE/COL
0050 LANDFILL-ENTERPRISE FUND							
504240 LANDFILL OPERATION							
504240 000120 SAFETY PROGRAMS	15,000	15,000	5,226.18	1,313.83	.00	9,773.82	34.8%*
504240 000190 REGULAR AUDIT	40,000	40,000	6,250.00	4,300.00	.00	33,750.00	15.6%*
504240 000205 DALTON ALLOCATION	60,703	60,703	30,351.52	5,058.58	.00	30,351.48	50.0%*
504240 000402 REPAIRS - TIRES	15,000	15,000	4,041.99	229.00	337.00	10,621.01	29.2%*
504240 000404 REPAIRS - LT EQUIPME	3,500	3,500	1,074.65	.00	532.40	1,892.95	45.9%*
504240 000592 TIRE PURCHASES	38,000	38,000	12,190.36	464.61	1,659.40	24,150.24	36.4%
504240 000594 PURCHASES - LT EQUIP	14,000	14,000	809.28	.00	.00	13,190.72	5.8%
504240 000610 ENGINEERING	50,000	50,000	26,885.00	16,335.00	.00	23,115.00	53.8%*
504240 000760 MATERIALS/CONTRACTS	250,000	250,000	99,548.94	7,534.54	58.96	150,392.10	39.8%*
504240 000770 BRUSH GRINDING	130,000	130,000	36,480.00	14,640.00	.00	93,520.00	28.1%*
504240 001020 COMPUTER SOFTWARE SU	2,000	2,000	.00	.00	.00	2,000.00	.0%
504240 001420 COMMISSIONS	0	0	932.50	.00	.00	-932.50	100.0%*
504240 001590 GEORGIA SUPERFUND EX	199,319	199,319	173,965.01	.00	.00	25,353.99	87.3%*
504240 001690 ENVIRONMENTAL TEST/M	65,000	65,000	24,792.25	9,401.85	.00	40,207.75	38.1%*
504240 001740 RECYCLING/EDUCATION	74,500	74,500	70,282.30	256.50	.00	4,217.70	94.3%*
504240 001742 RECYCLING EDUCATION	30,000	30,000	5,752.19	2,326.76	.00	24,247.81	19.2%*
504240 001750 TIRE RECYCLING	50,000	50,000	13,586.00	2,381.00	.00	36,414.00	27.2%*
504240 039990 CAPITAL OUTLAY	1,148,000	1,148,000	568,062.73	.00	.00	579,937.27	49.5%*
504240 511100 WAGES - REGULAR	2,286,744	2,286,744	994,447.68	240,438.29	.00	1,292,296.32	43.5%*
504240 511200 WAGES - PART TIME	56,065	56,065	24,515.89	6,237.19	.00	31,549.11	43.7%*
504240 511300 WAGES - OVERTIME	299,833	299,833	146,152.20	32,027.12	.00	153,680.80	48.7%*
504240 511310 WAGES - BONUS	4,500	4,500	.00	.00	.00	4,500.00	.0%
504240 512100 GROUP INSURANCE	415,000	415,000	204,922.50	33,207.88	.00	210,077.50	49.4%*
504240 512200 FICA & MEDICARE	202,162	202,162	86,797.24	20,334.45	.00	115,364.76	42.9%*
504240 512401 RETIREMENT DCP	242,357	242,357	90,191.06	20,842.28	.00	152,165.94	37.2%*
504240 512402 RETIREMENT DBP	26,749	26,749	17,564.60	4,053.77	.00	9,184.40	65.7%*
504240 512600 UNEMPLOYMENT COMPENS	5,000	5,000	.00	.00	.00	5,000.00	.0%
504240 512700 WORKERS COMPENSATION	72,300	72,300	72,300.00	.00	.00	.00	100.0%*
504240 512900 OTHER EMPLOYEE BENEF	13,306	13,306	6,308.62	1,045.06	.00	6,997.38	47.4%*
504240 521210 PROFESSIONAL - LEGAL	116,000	116,000	81,373.09	4,550.24	.00	34,626.91	70.1%*
504240 522210 BUILDING MAINTENANCE	35,000	35,000	2,323.18	88.32	.00	32,676.82	6.6%*
504240 522220 EQUIPMENT MAINT & RE	75,000	75,000	30,373.54	1,805.43	.00	44,626.46	40.5%*
504240 522320 RENTAL - EQUIPMENT	10,000	10,000	390.88	.00	.00	9,609.12	3.9%*
504240 523100 INSURANCE COMMERCIAL	85,000	95,000	90,960.00	.00	.00	4,040.00	95.7%*
504240 523200 COMMUNICATIONS	29,000	29,000	10,810.30	1,019.09	233.06	17,956.64	38.1%*
504240 523300 ADVERTISING	3,000	3,000	1,141.50	1,141.50	.00	1,858.50	38.1%*
504240 523620 CREDIT CARD & BANK F	25,000	25,000	10,605.99	2,172.25	.00	14,394.01	42.4%*
504240 531100 SUPPLIES - GENERAL	11,000	11,000	5,742.62	214.36	.00	5,257.38	52.2%*
504240 531110 SUPPLIES - OFFICE	8,810	8,810	1,576.64	146.57	.00	7,233.36	17.9%*
504240 531120 UNIFORMS	30,000	30,000	12,831.49	1,994.92	.00	17,168.51	42.8%*

YEAR-TO-DATE BUDGET REPORT

FOR 2023 06

ACCOUNTS FOR:	ORIGINAL APPROP	REVISED BUDGET	YTD ACTUAL	MTD ACTUAL	ENCUMBRANCES	AVAILABLE BUDGET	PCT USE/COL
0050 LANDFILL-ENTERPRISE FUND							
504240 531140 SUPPLIES - PARTS	190,000	190,000	86,170.21	9,547.99	.00	103,829.79	45.4%*
504240 531200 UTILITIES	95,000	95,000	40,769.90	6,780.90	.00	54,230.10	42.9%
504240 531200 360L UTILITIES	110,000	110,000	54,294.72	9,049.12	.00	55,705.28	49.4%*
504240 531250 OIL - LUBRICANTS	35,000	35,000	4,329.12	.00	.00	30,670.88	12.4%*
504240 531270 GASOLINE	45,000	45,000	21,825.39	64.01	.00	23,174.61	48.5%*
504240 531275 DIESEL	450,000	450,000	186,995.02	20,888.88	.00	263,004.98	41.6%*
504240 531600 SMALL EQUIPMENT <\$5,	30,000	30,000	3,598.35	.00	70.00	26,331.65	12.2%
504240 531700 OTHER SUPPLIES	5,000	5,000	1,173.82	.00	.00	3,826.18	23.5%
504240 574500 FRAUDULENT CHARGES	0	0	36.70	.00	.00	-36.70	100.0%*
504240 579000 CONTINGENCY	100,000	100,000	.00	.00	.00	100,000.00	.0%
TOTAL LANDFILL OPERATION	7,296,848	7,306,848	3,370,753.15	481,891.29	2,890.82	3,933,204.03	46.2%

YEAR-TO-DATE BUDGET REPORT

FOR 2023 06

ACCOUNTS FOR:	ORIGINAL APPROP	REVISED BUDGET	YTD ACTUAL	MTD ACTUAL	ENCUMBRANCES	AVAILABLE BUDGET	PCT USE/COL
0050 LANDFILL-ENTERPRISE FUND							
504260 METHANE GAS OPERATIONS							
504260 000610 ENGINEERING	8,500	8,500	4,000.00	700.00	.00	4,500.00	47.1%*
504260 000625 TREATMENT EQUIP MAIN	20,000	20,000	1,091.35	.00	.00	18,908.65	5.5%*
504260 000690 CONSTRUCTION QA/QC	20,000	20,000	.00	.00	.00	20,000.00	.0%
504260 000760 MATERIALS/CONTRACTS	5,000	5,000	200.53	.00	.00	4,799.47	4.0%*
504260 522320 RENTAL - EQUIPMENT	2,000	2,000	.00	.00	.00	2,000.00	.0%
504260 523100 INSURANCE COMMERCIAL	85,000	75,000	62,354.24	.00	.00	12,645.76	83.1%*
504260 531200 UTILITIES	25,000	25,000	9,829.97	1,783.35	.00	15,170.03	39.3%*
504260 579000 CONTINGENCY	10,000	10,000	.00	.00	.00	10,000.00	.0%
TOTAL METHANE GAS OPERATIONS	175,500	165,500	77,476.09	2,483.35	.00	88,023.91	46.8%

YEAR-TO-DATE BUDGET REPORT

FOR 2023 06

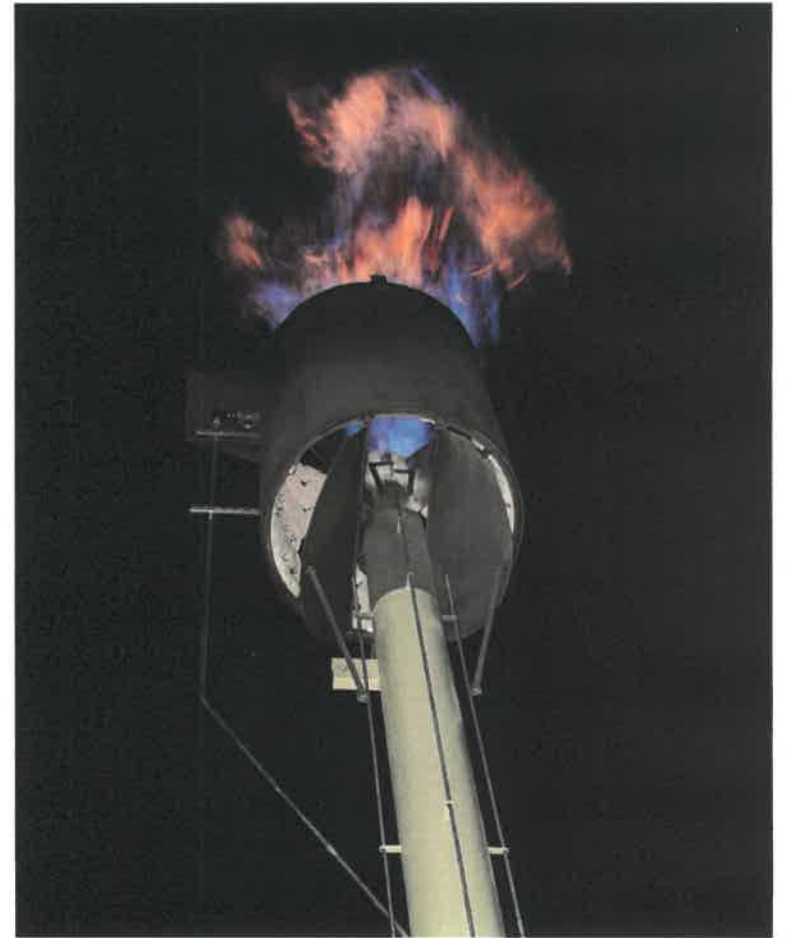
ACCOUNTS FOR:	ORIGINAL APPROP	REVISED BUDGET	YTD ACTUAL	MTD ACTUAL	ENCUMBRANCES	AVAILABLE BUDGET	PCT USE/COL
0050 LANDFILL-ENTERPRISE FUND							
504290 LANDFILL CLOSURE							
504290 000570 SEDIMENTATION/EROSIO	5,000	5,000	.00	.00	.00	5,000.00	.0%
504290 000610 ENGINEERING	15,000	15,000	.00	.00	.00	15,000.00	.0%
504290 000880 GROUNDWATER MONITORI	45,000	45,000	22,753.20	6,160.00	.00	22,246.80	50.6%*
504290 001520 VEG MAINTENANCE	5,000	5,000	.00	.00	.00	5,000.00	.0%
504290 001530 CAP MAINTENANCE	20,000	20,000	.00	.00	.00	20,000.00	.0%
504290 001545 METHANE - O & M	10,000	10,000	.00	.00	.00	10,000.00	.0%
504290 001560 ROAD UPKEEP/REPAIRS	20,000	20,000	.00	.00	.00	20,000.00	.0%
504290 531200 UTILITIES	5,000	5,000	970.00	155.00	.00	4,030.00	19.4%
TOTAL LANDFILL CLOSURE	125,000	125,000	23,723.20	6,315.00	.00	101,276.80	19.0%
TOTAL LANDFILL-ENTERPRISE FUND	2,373,748	2,373,748	-439,037.82	-198,754.89	2,890.82	2,809,895.00	-18.4%
TOTAL REVENUES	-9,340,500	-9,340,500	-5,007,405.02	-895,085.06	.00	-4,333,094.98	
TOTAL EXPENSES	11,714,248	11,714,248	4,568,367.20	696,330.17	2,890.82	7,142,989.98	

Monthly Rainfall 2022
Old Dixie Hwy MSWL

Date	January	February	March	April	May	June	July	August	September	October	November	December
1	0.01	0.02		0.27			0.49					
2	0.02	0.96	0.72			0.02	0.56					
3	1.07	0.01	0.77	0.05			0.01					
4	1.08					0.03						
5					0.05		1.37					
6					0.18							
7				1.76	0.62							
8	0.65	0.09		1.44								
9		0.06	0.04				0.25					
10			0.17				0.39					
11		0.18	0.08			0.15						
12	0.71	0.53	1.18			0.42						
13				0.08								
14				0.33		0.09						
15		0.02			0.05	0.11						
16		0.61	0.34	0.15	0.19							
17	0.47	1.01			0.69							
18	0.01											
19	0.16					0.61						
20					0.16	0.01						
21						2.20						
22	0.45		0.58	0.47		0.77						
23	0.01	0.01			0.01	0.01						
24		0.14										
25	1.19	0.25	0.87			1.01						
26		0.01	0.06	0.87								
27		0.02		1.72								
28				0.01								
29	0.27											
30	0.28			0.11		0.51						
31	0.30											
Total	6.68	3.92	4.81	7.26	1.95	5.94	3.07	0.00	0.00	0.00	0.00	0.00
<i>Normal</i>	<i>5.86</i>	<i>4.93</i>	<i>6.34</i>	<i>4.30</i>	<i>4.28</i>	<i>4.38</i>	<i>4.76</i>	<i>3.65</i>	<i>5.00</i>	<i>3.31</i>	<i>4.79</i>	<i>4.92</i>
% of Normal	114%	80%	76%	169%	46%	136%	64%	0%	0%	0%	0%	0%
YTD	6.68	10.60	15.41	22.67	24.62	30.56	33.63	33.63	33.63	33.63	33.63	33.63
<i>YTD Normal</i>	<i>5.86</i>	<i>10.79</i>	<i>17.13</i>	<i>21.43</i>	<i>25.71</i>	<i>30.09</i>	<i>34.85</i>	<i>38.50</i>	<i>43.50</i>	<i>46.81</i>	<i>51.60</i>	<i>56.52</i>
% of Normal	114%	98%	90%	106%	96%	102%	96%	87%	77%	72%	65%	60%

Dalton-Whitfield
Regional Solid Waste
Management
Authority

**Landfill Gas Pipeline Public
Awareness
July 17, 2023**



**Material Recovery Facility
Monthly Revenues / Expenditures
June-23**

<u>MRF Revenues</u>		Loads					
User Fees	344	1668.97 tons	\$	87,541.50			
OCC	7	155.36 tons	\$	11,652.00			
Mixed Paper	2	44.40 tons	\$	1,332.00			
Aluminum	1	19.56 tons	\$	13,692.00			
Bi-metal	1	25.34 tons	\$	2,534.00			
Glass	0	0.00 tons	\$	-			
#1 PET	0	0.00 tons	\$	-			
HDPE	1	21.41 tons	\$	34,041.90			
PP Carpet	0	0.00 tons	\$	-	Sale Loads	12	
N 6 Carpet	0	0.00 tons	\$	-	Sale Tons	266.07	
N 66 Carpet	0	0.00 tons	\$	-	Sale Dollars	\$ 63,251.90	
Carpet Pad / Cusl	0	0.00 tons	\$	-			
Mixed Carpet/Roll	0	0.00 tons	\$	-			
Mixed Plastic 1-7	0	0.00 tons	\$	-			
Contract Bales	0	0.00 tons	\$	-			
				Revenues	\$ 150,793.40		

<u>MRF Expenses</u>							
Labor	Wages & Benefits		\$	44,227.10			
	Temp Labor		\$	16,716.14			
	Inmate Labor		\$	-	Labor	\$	60,943.24
Fixed	Electric		\$	2,161.92			
	Security System		\$	56.67			
	Propane		\$	277.09			
	Insurance - Average		\$	153.50			
	Water		\$	362.50			
	Telephone		\$	200.59			
	Cell		\$	40.00	Fixed	\$	3,252.27
City Curbside	Revenue Sharing	71	60.10 tons @	\$ 30.00	ton Curbside	\$	1,803.00
Supplies	Baling Wire		319 Bales @	\$ 4.00	bale	\$	1,276.00
	<i>Supplies</i>					\$	1,097.70
Recycling Pulls	Internal Rolloff		60 pulls @	\$ 110.00	ea	\$	6,600.00
Glass Transportation			0 pulls @	\$ 365.00	ea	\$	-
Electronics Recycling						\$	-
Vehicle	Fuel and Lube					\$	2,150.00
Balefill/Disposal	D-W to Bale Fill	3	5.00 tons @	\$ 21.75		\$	108.75
	D-Bale (others)	0	0.00 tons @	\$ 21.75		\$	-
	Residual Waste	0	0.00 tons @	\$ 22.75		\$	-
	MRF--Landfill	99	1350.65 tons @	\$ 22.75		\$	30,727.29
Repair/Maintenance			2% of Annual Cost			\$	502.50
	<i>Repairs/Maint</i>					\$	6,884.45

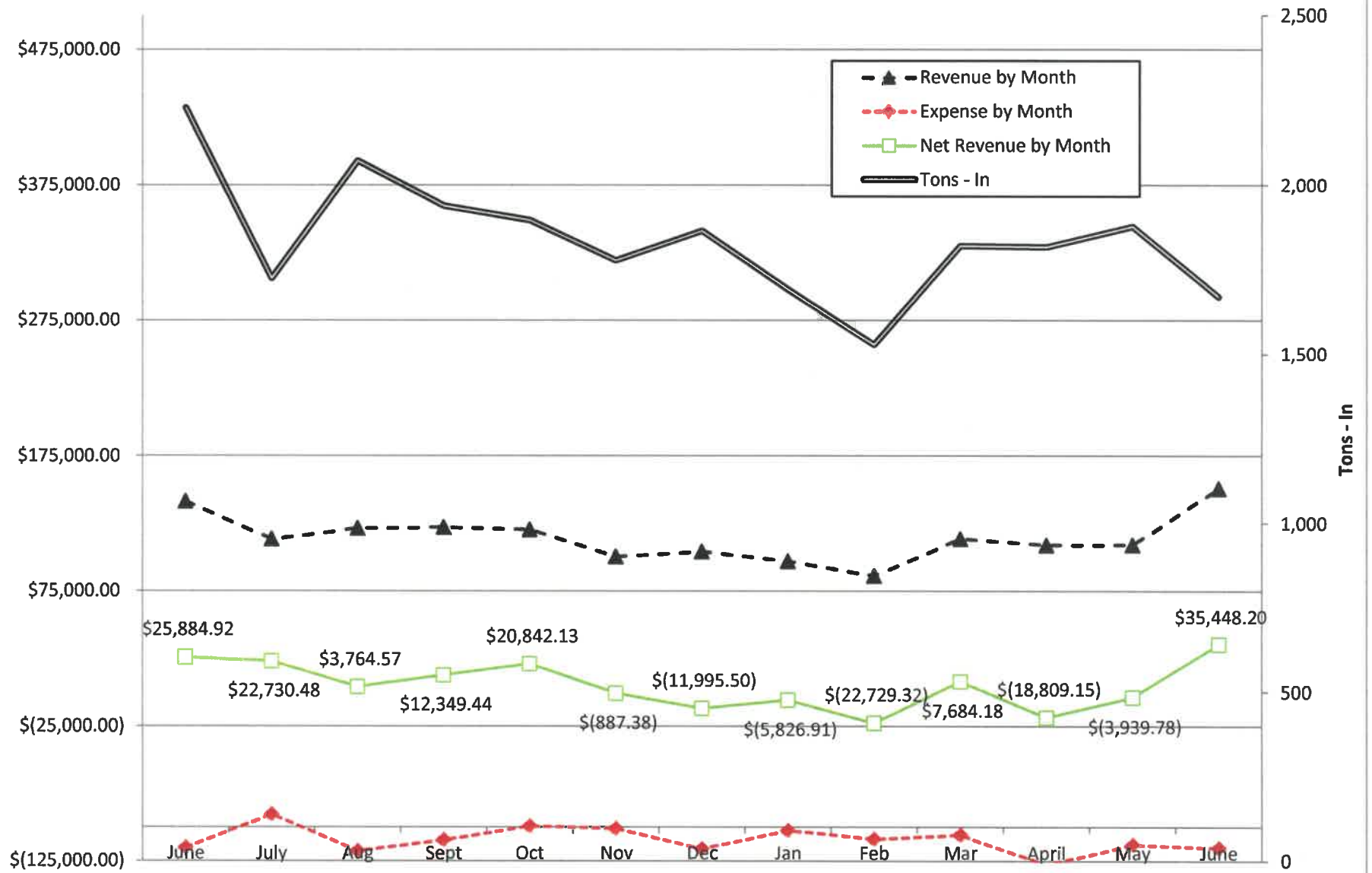
<u>NON Cash Expenses</u>	
Baler Depreciation	\$ 2,353.70
Building Depreciation	\$ 6,119.46
	\$ 8,473.16

Expenses \$ 115,345.20

NOTES	
Avoided Disposal Fees	\$ 13,786.08
Saved Airspace	501.31 cy

Total Revenues \$ 150,793.40
Total Expense \$ 115,345.20
Net Revenue \$ 35,448.20

Materials Recovery Facility Trend Report - June 2023



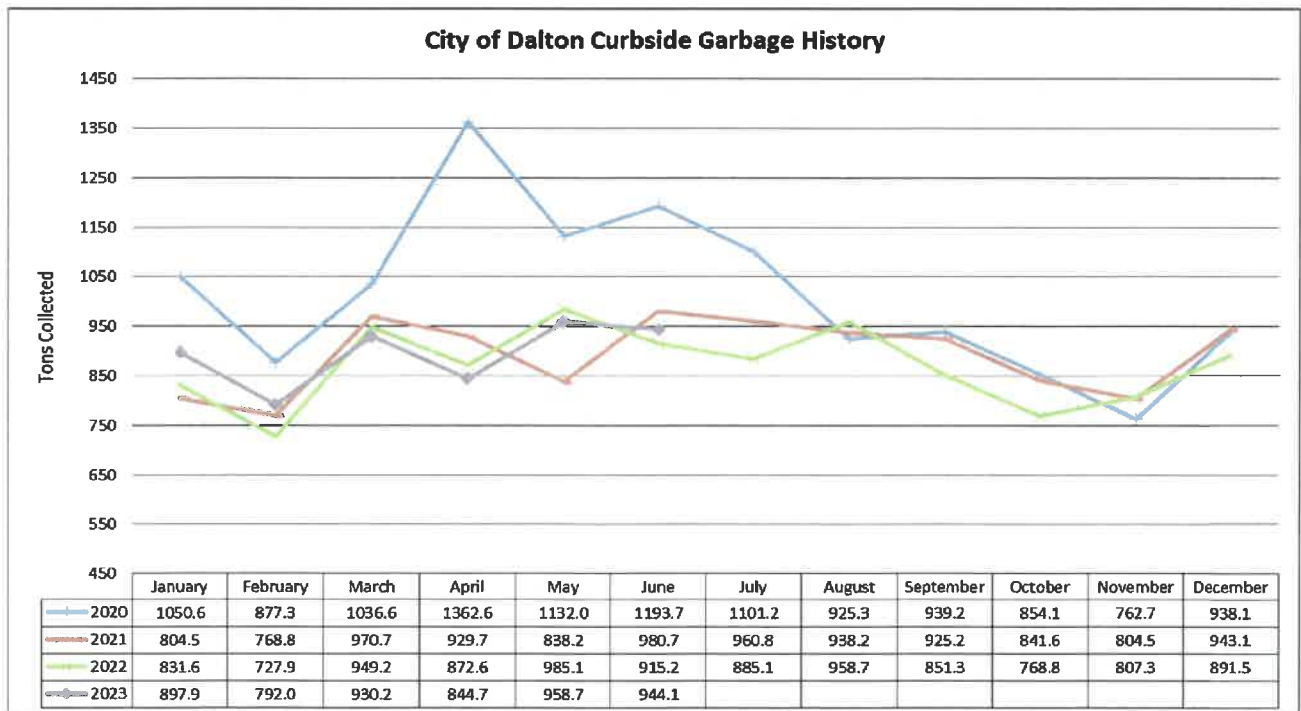
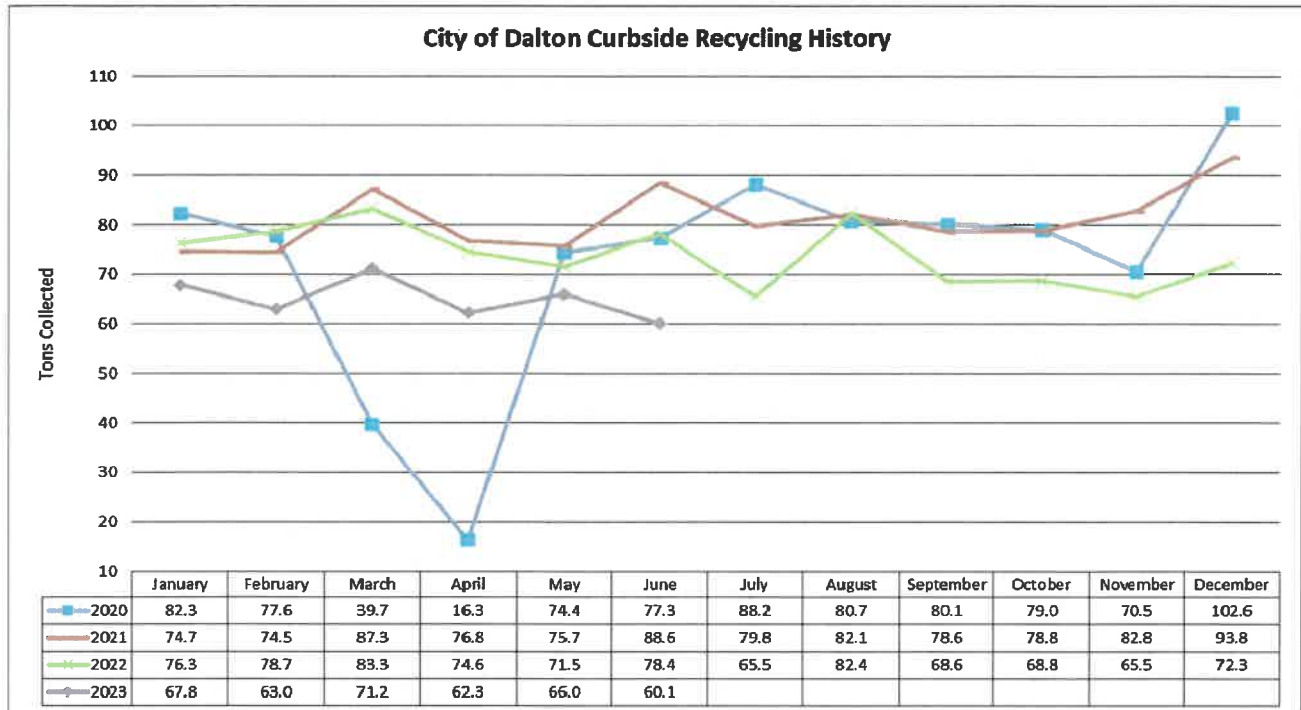
Target Recycling					2023	2022	2021	2020	
Commodity	Loads	Tons	Pounds	\$\$\$\$	\$ per ton	\$ per ton	\$ per ton	\$ per ton	
January	Cardboard	34	142.94	285,880	\$6,432.30	\$45.00	\$175.00	\$ 95.00	\$ 45.00
	Mixed Paper	1	2.36	4,720	\$23.60	\$10.00	\$90.00	\$ 45.00	\$ 10.00
	PET	0	0.00	0	\$0.00	\$240.00	\$460.00	\$ 160.00	\$ 220.00
	Alum	1	1.00	2,000	\$1,400.00	\$1,400.00	\$1,720.00	\$ 1,030.00	\$ 840.00
	totals	36	146.30	290,600	\$7,855.90				
February	Cardboard	31	146.78	293,560	\$6,605.10	\$45.00	\$170.00	\$ 95.00	\$ 50.00
	Mixed Paper	1	4.76	9,520	\$47.60	\$10.00	\$85.00	\$ 40.00	\$ 5.00
	PET	0	0.00	0	\$0.00	\$280.00	\$460.00	\$ 190.00	\$ 240.00
	Alum	0	0.00	0	\$0.00	\$1,600.00	\$1,960.00	\$ 1,130.00	\$ 960.00
	totals	32	151.54	303,080	\$6,652.70				
March	Cardboard	36	150.82	301,640	\$6,786.90	\$45.00	\$165.00	\$ 100.00	\$ 60.00
	Mixed Paper	2	12.59	25,180	\$188.85	\$15.00	\$85.00	\$ 40.00	\$ 5.00
	PET	0	0.00	0	\$0.00	\$340.00	\$730.00	\$ 215.00	\$ 250.00
	Alum	1	1.62	3,240	\$2,268.00	\$1,400.00	\$1,980.00	\$ 1,280.00	\$ 760.00
	totals	39	165.03	326,820	\$9,243.75				
April	Cardboard	33	137.16	274,320	\$7,543.80	\$55.00	\$160.00	\$ 105.00	\$ 95.00
	Mixed Paper	0	0.00	0	\$0.00	\$20.00	\$85.00	\$ 40.00	\$ 10.00
	PET	0	0.00	0	\$0.00	\$320.00	\$980.00	\$ 300.00	\$ 200.00
	Alum	0	0.00	0	\$0.00	\$1,400.00	\$2,020.00	\$ 1,360.00	\$ 760.00
	totals	33	137.16	274,320	\$7,543.80				
May	Cardboard	38	162.10	324,200	\$10,536.50	\$65.00	\$155.00	\$ 110.00	\$ 135.00
	Mixed Paper	3	16.87	33,740	\$421.75	\$25.00	\$85.00	\$ 40.00	\$ 25.00
	PET	0	0.00	0	\$0.00	\$300.00	\$860.00	\$ 340.00	\$ 200.00
	Alum	1	1.62	3,240	\$2,268.00	\$1,400.00	\$1,350.00	\$ 1,360.00	\$ 760.00
	totals	42	180.59	361,180	\$13,226.25				
June	Cardboard	31	126.08	252,160	\$9,456.00	\$75.00	\$155.00	\$ 135.00	\$ 100.00
	Mixed Paper	2	10.14	20,280	\$304.20	\$30.00	\$85.00	\$ 65.00	\$ 25.00
	PET	0	0.00	0	\$0.00	\$200.00	\$840.00	\$ 500.00	\$ 190.00
	Alum	0	0.00	0	\$0.00	\$700.00	\$940.00	\$ 1,460.00	\$ 760.00
	totals	33	136.22	272,440	\$9,760.20				
July	Cardboard	0	0.00	0	\$0.00	\$0.00	\$165.00	\$ 155.00	\$ 80.00
	Mixed Paper	0	0.00	0	\$0.00	\$0.00	\$85.00	\$ 85.00	\$ 25.00
	PET	0	0.00	0	\$0.00	\$0.00	\$700.00	\$ 510.00	\$ 190.00
	Alum	0	0.00	0	\$0.00	\$0.00	\$1,300.00	\$ 1,300.00	\$ 780.00
	totals	0	0.00	0	\$0.00				
August	Cardboard	0	0.00	0	\$0.00	\$0.00	\$140.00	\$ 195.00	\$ 80.00
	Mixed Paper	0	0.00	0	\$0.00	\$0.00	\$55.00	\$ 110.00	\$ 25.00
	PET	0	0.00	0	\$0.00	\$0.00	\$240.00	\$ 555.00	\$ 180.00
	Alum	0	0.00	0	\$0.00	\$0.00	\$1,300.00	\$ 1,530.00	\$ 1,020.00
	totals	0	0.00	0	\$0.00				
September	Cardboard	0	0.00	0	\$0.00	\$0.00	\$95.00	\$ 205.00	\$ 80.00
	Mixed Paper	0	0.00	0	\$0.00	\$0.00	\$25.00	\$ 115.00	\$ 30.00
	PET	0	0.00	0	\$0.00	\$0.00	\$200.00	\$ 560.00	\$ 170.00
	Alum	0	0.00	0	\$0.00	\$0.00	\$1,300.00	\$ 1,670.00	\$ 980.00
	totals	0	0.00	0	\$0.00				
October	Cardboard	0	0.00	0	\$0.00	\$0.00	\$55.00	\$ 205.00	\$ 80.00
	Mixed Paper	0	0.00	0	\$0.00	\$0.00	\$10.00	\$ 115.00	\$ 35.00
	PET	0	0.00	0	\$0.00	\$0.00	\$240.00	\$ 560.00	\$ 140.00
	Alum	0	0.00	0	\$0.00	\$0.00	\$1,400.00	\$ 1,720.00	\$ 980.00
	totals	0	0.00	0	\$0.00				
November	Cardboard	0	0.00	0	\$0.00	\$0.00	\$45.00	\$ 195.00	\$ 80.00
	Mixed Paper	0	0.00	0	\$0.00	\$0.00	\$10.00	\$ 105.00	\$ 40.00
	PET	0	0.00	0	\$0.00	\$0.00	\$190.00	\$ 495.00	\$ 160.00
	Alum	0	0.00	0	\$0.00	\$0.00	\$1,400.00	\$ 1,720.00	\$ 940.00
	totals	0	0.00	0	\$0.00				
December	Cardboard	0	0.00	0	\$0.00	\$0.00	\$45.00	\$ 180.00	\$ 90.00
	Mixed Paper	0	0.00	0	\$0.00	\$0.00	\$10.00	\$ 95.00	\$ 45.00
	PET	0	0.00	0	\$0.00	\$0.00	\$270.00	\$ 360.00	\$ 160.00
	Alum	0	0.00	0	\$0.00	\$0.00	\$1,400.00	\$ 1,580.00	\$ 1,040.00
	totals	0	0.00	0	\$0.00				
Totals	215	916.84	1,828,440	\$54,282.60					
	Loads	Tons	Pounds	\$\$\$\$	2023	2022	2021	2020	
Cardboard	203	865.88	1,731,760	\$47,360.60	Avg \$ Year \$55.00	Avg \$ Year \$127.08	Avg \$ Year \$147.92	Avg \$ Year \$81.25	
Mixed Paper	9	46.72	93,440	\$986.00	\$18.33	\$59.17	\$74.58	\$23.33	
PET	0	0.00	0	\$0.00	\$280.00	\$514.17	\$395.42	\$191.67	
Alum	3	4.24	8,480	\$5,936.00	\$1,316.67	\$1,505.83	\$1,428.33	\$881.67	

City of Dalton Curbside Recycling Report – June 2023

Prepared by the Dalton-Whitfield Regional Solid Waste Management Authority | www.DWSWA.org

The City of Dalton Curbside Recycling Program collected 60.1 tons (120,200 lbs.) of recyclables in June 2023. It is a 23.3% decrease compared to June 2022 when 78.4 tons were collected. 60.1 tons saves 100 cubic yards of landfill space. 944.1 tons (1,88,280 lbs.) of garbage was disposed of in June 2023 by the City of Dalton. It is an increase of 3.2% compared

to 915.2 tons collected in June 2022. The waste diversion rate for June 2023 is 5.98%. The Dalton-Whitfield Solid Waste Authority has credited the City of Dalton Public Works Department \$1,803.00.10 for the revenue sharing of recyclables received in June 2023.



**CONVENIENCE CENTERS -- VOLUNTARY DROP-OFF RECYCLING
2023**

	January	February	March	QTR - 1	April	May	June	QTR - 2
McGaughey Chapel								
Waste	194.44	144.35	183.09	521.88	173.58	216.73	212.15	602.46
Recycle	14.24	10.09	13.44	37.77	11.82	13.72	15.19	40.73
Target Recycle	0.17	0.00	0.23	0.39	0.00	0.21	0.00	0.21
Total Recycled	14.41	10.09	13.67	38.16	11.82	13.93	15.19	40.94
% RECYCLED	6.90%	6.53%	6.95%	6.81%	6.38%	6.04%	6.68%	6.36%
MLK								
Waste	342.86	299.70	344.15	986.71	332.87	382.96	373.93	1,089.76
Recycle	24.67	22.62	30.89	78.18	32.58	32.73	32.01	97.32
Target Recycle	0.15	0.00	0.22	0.37	0.00	0.22	0.00	0.22
Total Recycled	24.82	22.62	31.11	78.55	32.58	32.95	32.01	97.54
% RECYCLED	6.75%	7.02%	8.29%	7.37%	8.92%	7.92%	7.89%	8.22%
Old Dixie								
Waste	264.79	237.13	316.96	818.88	314.49	298.07	345.77	958.33
Recycle	17.06	10.31	17.53	44.90	9.89	13.14	10.01	33.04
Target Recycle	0.14	0.00	0.21	0.35	0.00	0.21	0.00	0.21
Total Recycled	17.20	10.31	17.74	45.25	9.89	13.35	10.01	33.25
% RECYCLED	6.10%	4.17%	5.30%	5.24%	3.05%	4.29%	2.81%	3.35%
Westside								
Waste	186.92	152.39	167.02	506.33	163.01	179.53	179.04	521.58
Recycle	12.04	14.21	17.00	43.25	11.25	16.16	12.64	40.05
Target Recycle	0.16	0.00	0.22	0.38	0.00	0.23	0.00	0.23
Total Recycled	12.20	14.21	17.22	43.63	11.25	16.39	12.64	40.28
% RECYCLED	6.13%	8.53%	9.34%	7.93%	6.46%	8.36%	6.59%	7.17%

GA SWANA ROAD-E-O

Landfill Equipment, Truck & Mechanic

May 17, 2023

Knoxville Plantation, Mussella, GA

Congratulations to these 2023 Road-E-O Winners!

Equipment – Top Gun = James Dean

Dozer

1. James Dean
2. Tommy Appling
3. Benjamin Douglas

Rubber Tire Loader

1. McKenney Pittman
2. Tommy Appling
3. Julius Barber

Excavator

1. James Dean
2. Tim Barbee
3. Melvin Williams

Truck -Top Gun = McKenney Pittman

Front End Loader

1. McKenney Pittman
2. Isaac Blackmon
3. Sandrel (not sure if this is correct spelling) Williams

Rolloff

1. Lavis Huff
2. Isaac Blackmon
3. Jesus "Alex" Monterrossa

Automated Truck

1. Lavis Huff
2. Jesus "Alex" Monterrossa
3. Lorinda Cooper